

# Data-based decision rules about the convexity of the support of a distribution

Pedro Delicado \*

Dept.d'Estadística i Investigació Operativa,  
Universitat Politècnica de Catalunya  
pedro.delicado@upc.edu

Adolfo Hernández

Dept. de Estadística e Investigación Operativa II (Métodos de Decisión),  
Universidad Complutense de Madrid  
a.hernandez@emp.ucm.es

Gábor Lugosi †

ICREA and Departament d'Economia i Empresa,  
Universitat Pompeu Fabra  
gabor.lugosi@upf.edu

February 19, 2013

## Abstract

Given  $n$  independent, identically distributed random vectors in  $\mathbb{R}^d$ , drawn from a common density  $f$ , one wishes to find out whether the support of  $f$  is convex or not. In this paper we describe a decision rule which decides correctly for sufficiently large  $n$ , with probability 1, whenever  $f$  is bounded away from zero in its compact support. We also show that the assumption of boundedness is necessary. The rule is based on a statistic that is a second-order  $U$ -statistic with a random kernel. Moreover, we suggest a way of approximating the distribution of the statistic under the hypothesis of convexity of the support. The performance of the proposed method is illustrated on simulated data sets. As an example of its potential statistical implications, the decision rule is used to automatically choose the tuning parameter of ISOMAP, a nonlinear dimensionality reduction method.

**Keywords:** discernibility between hypotheses, bootstrap subsampling,  $U$ -statistics, set estimation, ISOMAP, dimensionality reduction.

---

\*Supported by Spanish Ministry of Education and Science and FEDER (MTM2010-14887)

†Supported by the Spanish Ministry of Science and Technology grant MTM2012-37195 and PASCAL2 Network of Excellence under EC grant no. 216886.

# 1 Introduction

Let  $X$  be a random vector with distribution  $\mu$  on  $\mathbb{R}^d$  having density  $f$ . The *support* of  $\mu$  is defined as

$$S = \bigcap_{C \subset \mathbb{R}^d \text{ closed set: } \mu(C)=1} C. \quad (1)$$

(We also call  $S$  the support of the density  $f$ .) Let  $X_1, \dots, X_n$  be independent random vectors drawn from the distribution  $\mu$ . In this paper we investigate the problem of testing whether the support  $S$  is a convex set or not. In other words, we consider the hypothesis testing problem in which the null and alternative hypotheses are

$$\begin{cases} H_0 : S \text{ is a convex set,} \\ H_1 : S \text{ is not a convex set.} \end{cases}$$

Instead of the classical Neyman-Pearson framework (i.e., minimizing the type II error while controlling the type I error), we are interested in finding tests—or, perhaps more adequately, *decision rules*—that decide correctly when the sample size is large. Formally, a decision rule is a sequence of functions  $T_n : (\mathbb{R}^d)^n \rightarrow \{0, 1\}$ .  $T_n(X_1, \dots, X_n) = 1$  is interpreted as a guess that  $f$  has a convex support while if  $T_n(X_1, \dots, X_n) = 0$ , the decision rule suggests that the support is non-convex. A decision rule is *consistent* for a density  $f$  if it is correct eventually almost surely, that is, if

$$\mathbb{P} \{T_n(X_1, \dots, X_n) \neq \mathbb{1}_{\{f \text{ has convex support}\}} \text{ for finitely many } n\} = 1.$$

Estimating the support (and other level sets) of a density from an i.i.d. sample has received considerable attention (see Baíllo, Cuevas, and Justel (2000), Baíllo and Cuevas (2001), Cadre (2006), Biau, Cadre, and Pelletier (2008), Cuevas and Fraiman (1997), Cuevas and Rodríguez-Casal (2004), Cuevas and Fraiman (2009), Cuevas (2009), Rodríguez-Casal (2007), Pateiro-López and Rodríguez-Casal (2009), Mason and Polonik (2009), Polonik (1995), Rigollet and Vert (2009), Scott and Nowak (2006), Steinwart, Hush, and Scovel (2006), Tsybakov (1997), Vert and Vert (2006), Willett and Nowak (2007) for an incomplete but representative list of recent papers). However, as far as we know, no test has been proposed to decide whether the support of a density is convex or not. Apart from its intrinsic interest, such a test has applications in the automatic choice of the tuning parameters of ISOMAP (isometric feature mapping; Tenenbaum, de Silva, and Langford (2000)), a celebrated nonlinear dimensionality reduction method, as described in Section 5. In fact, it is this application that motivated our interest in the problem.

The main objective of this paper is to investigate the possibility of constructing consistent decision rules for the convexity of the support. We show that consistent decision rules (i.e., rules that decide correctly eventually almost surely) exist whenever  $f$  is bounded away from zero on its support and some other mild regularity conditions are satisfied. The rule, proposed in Section 2, is

based on a statistic which is the average, over all pairs of points  $(X_i, X_j)$ , of the distance of the closest data point to the mid-point  $(X_i + X_j)/2$ . We show that under the null hypothesis this average value converges to zero, in probability, while under the alternative, it stays bounded away from zero. This makes it possible to define a consistent decision rule. The difficulty of the analysis is that the proposed statistic is not a  $U$ -statistic since every summand depends not only on  $X_i$  and  $X_j$  but on all other data.

In Section 3 it is shown that it is impossible (in a well-defined sense described below) to design a decision rule that behaves asymptotically correctly for all bounded densities of bounded support. This shows that an assumption like the density being bounded away from zero on its support is necessary for consistent decision rules.

In Section 4, using the terminology of hypothesis testing, we describe some heuristics to approximate the distribution of the proposed statistic under the hypothesis of convexity of the support. Such approximations are essential in practice when the threshold for accepting or rejecting the null hypothesis needs to be adjusted for a given problem at a fixed sample size. We present numerical examples for illustration. Finally Section 5 illustrates by a numerical example how the decision rule is applied successfully in the automatic choice of the tuning parameter of ISOMAP.

## 2 A decision rule for the convexity of the support of a distribution

Let  $X_1, \dots, X_n$  be i.i.d. vectors drawn from the probability distribution  $\mu$  on  $\mathbb{R}^d$ . We assume that  $\mu$  is absolutely continuous with respect to the Lebesgue measure, with density  $f$ . Suppose that  $f$  has a support  $S \subset \mathbb{R}^d$  and that there exists a constant  $c > 0$  such that for every  $x \in S$ ,  $f(x) \geq c$ . In this section we propose a test for the convexity of  $S$ . The main result of the section is that the decision rule is consistent, that is, regardless of whether  $S$  is convex or not, the rule decides correctly for sufficiently large sample sizes. For this we also need some mild regularity conditions detailed below.

The basic idea of the proposed test is the fact that a closed set  $S \subseteq \mathbb{R}^d$  is convex if and only if for all  $x, y \in S$ , the mid-point  $(x + y)/2$  is also in  $S$ . Thus, if the support  $S$  of  $f$  is convex, it is reasonable to expect that for each pair of observations  $(X_i, X_j)$ , there is some other data point  $X_h$  close to the mid-point  $(X_i + X_j)/2$ . On the other hand, if the support is not convex then we expect to have a large number of pairs  $(X_i, X_j)$  such that the closest point to  $(X_i + X_j)/2$  is far away. Based on this intuition, we introduce the statistic

$$U_n = \frac{1}{\binom{n}{2}} \sum_{i=1}^n \sum_{j=i+1}^n \min_{h=1, \dots, n} \gamma(X_i, X_j, X_h) = \frac{1}{\binom{n}{2}} \sum_{i=1}^n \sum_{j=i+1}^n \gamma(X_i, X_j, X_{h_{(1)}(i,j)})$$

where  $\gamma(X_i, X_j, X_h) = \|X_h - (X_i + X_j)/2\|^d$  and denotes the index  $h$  for which

$\|X_h - (X_i + X_j)/2\|$  is smallest. Observe that  $\gamma(X_i, X_j, X_{h_{(1)}(i,j)}) \leq \Delta_S^d$ , where  $\Delta_S$  denotes the diameter of  $S$ .

$U_n$  resembles a  $U$ -statistic (see, e.g., Serfling (1980), Chapter 6) as it is a sum, over all pairs of points, of a function depending on the pair. However,  $U_n$  is not a  $U$ -statistic because the kernel  $\gamma(X_i, X_j, X_{h_{(1)}(i,j)})$  depends not only on  $(X_i, X_j)$  but also on the rest of points  $X_h$ , which makes its analysis more complex.  $U$ -statistics with a random kernel were investigated by Schick (1997), but these results are not applicable to  $U_n$  as Schick deals with random kernels  $k_n(X_i, X_j; X_1, \dots, X_n)$  that converge (as  $n \rightarrow \infty$ ) in some sense to a non-random kernel  $k_n(X_i, X_j)$  for which the standard results on  $U$ -statistics apply. This is not the case for the kernel  $\gamma$  defining  $U_n$ .

In Propositions 1 and 2 below we show that, under a certain regularity condition, if the support is not convex,  $U_n$  stays bounded away from zero almost surely, while for convex  $S$ , its expectation converges to zero at a rate  $(\log n/n)^{1/d}$  and it is concentrated around its mean. Thus, it makes sense to define the following rule:

$$\text{accept } H_0 \text{ if and only if } U_n \leq \tau_n$$

where  $\tau_n \rightarrow 0$  but slower than  $(\log n)/\sqrt{n}$ . Indeed, this test is guaranteed to make the correct decision eventually, almost surely, whenever  $f$  is bounded from above and from below on its support. The regularity condition we require is the following.

**Assumption 1.** *Assume that the topological boundary  $\partial S$  of  $S$  has zero Lebesgue measure.*

Since the density  $f$  is supposed to be bounded away from zero on its support, the assumption is equivalent to saying that  $f$  is such that for almost every  $x \in S$  there exists  $\epsilon > 0$  such that  $\text{essinf}_{y: \|y-x\| < \epsilon} f(y) > 0$ , see Lemma 3 in the appendix for the proof of this simple fact.

The regularity assumption, together with the assumption that  $f$  is bounded away from zero on its support, exclude some pathological cases in which the statistical problem of deciding whether the support is convex is not only difficult, but also of questionable meaning. For example, Assumption 1 excludes cases such as a uniform density on a Cantor set of positive measure. As another illustration, consider the following example of a density over the real line. Let  $r_1, r_2, \dots$  be an enumeration of all rational numbers. Then the set  $A = \cup_{n \geq 1} (r_n - 2^{-(n+2)}, r_n + 2^{-(n+2)})$  has Lebesgue measure at most  $1/2$  and we may define  $\mu$  as the uniform distribution over  $A$ . Then the support  $S$  of  $\mu$  is  $\mathbb{R}$  (in particular,  $S$  is convex), yet the density vanishes everywhere except for a set of measure  $1/2$ . Our regularity assumptions exclude such pathological cases.

The next performance guarantee is the main result of this section:

**Theorem 1.** *Suppose that  $f$  satisfies Assumption 1 and that there exist constants  $0 < c < C$  such that  $c \leq f(x) \leq C$  for all  $x \in S$ . Consider the test which accepts  $H_0$  if and only if  $U_n \leq \tau_n$  and suppose that  $\tau_n$  is chosen such that*

$$\lim_{n \rightarrow \infty} \tau_n = 0 \quad \text{and} \quad \lim_{n \rightarrow \infty} \frac{\tau_n n^{1/2}}{\log n} = \infty .$$

Then regardless of whether  $S$  is convex or not, with probability one, there exists an index  $N$  such that for all  $n > N$  the test always decides correctly.

**Remark.** Of course, the density  $f$  is not uniquely defined as its value can be changed on a set of zero Lebesgue measure. The boundedness condition for  $f$  in the theorem should be interpreted such that  $f$  has a version that satisfies this condition. More precisely, we assume that  $\text{esssup}_{x \in S} f(x) \leq C$  and  $\text{essinf}_{x \in S} f(x) \geq c$ . This comment applies throughout the whole paper.

The theorem is an immediate consequence of Propositions 1 and 2 below. As it is shown in Section 3, the condition of  $f$  being bounded away from zero cannot be dropped. However, we conjecture that the condition that  $f$  is bounded from above is not necessary.

Note that our choice of the function  $\gamma$  is far from being the only possibility that gives rise to a consistent decision rule. In particular, the  $d$ -th power of the norm may be replaced by any other positive power. However, the proposed choice has some advantages that we exploit in Section 4 in defining a bootstrap approximation of the distribution of  $U_n$  under the null hypothesis.

First we establish the asymptotic behavior of  $U_n$  under both the null and alternative hypotheses. We treat the simpler case, when  $S$  is not convex, first:

**Proposition 1.** (ASYMPTOTIC PROPERTIES OF  $U_n$  UNDER  $H_1$ .) *Suppose that Assumption 1 is satisfied and that  $f$  is bounded away from zero on its support  $S$ . If  $S$  is not convex, then  $\liminf_{n \rightarrow \infty} U_n > 0$  almost surely.*

*Proof.* For  $z \in \mathbb{R}^d$  and  $r > 0$ , denote by  $N(z, r)$  the open ball of radius  $r$  centered at  $z$ .

Suppose that  $S$  is not convex. Then there exist  $x, y \in S$  such that  $(x + y)/2 \notin S$ . (The fact that we may take the mid-point of  $x$  and  $y$  follows from closedness of  $S$ .) Since  $S$  is closed,  $(x + y)/2$  has a neighborhood entirely outside of  $S$ . Also, by Assumption 1,  $S$  equals the closure of the set  $A = \{x : \exists \delta > 0 : \text{essinf}_{y \in N(x, \delta)} f(y) > 0\}$  (see Lemma 4 in the appendix). This implies that there exist  $x', y' \in A$  and  $\epsilon > 0$  such that  $N(x', \epsilon) \cup N(y', \epsilon) \subset A$  and  $N((x' + y')/2, 2\epsilon) \cap S = \emptyset$ . (Indeed, if  $x \in A$  then we may take  $x' = x$  otherwise any  $x' \in A$  sufficiently close to  $x$  will do.  $y'$  is chosen similarly.) By assumption, there exists a constant  $c > 0$  such that for every  $x \in A$ ,  $f(x) \geq c$ . By the law of large numbers, with probability one, there exists an index  $N$  such that for all  $n > N$ ,

$$\frac{1}{n} \sum_{i=1}^n \mathbb{1}_{\{X_i \in N(x', \epsilon)\}} \geq \frac{c}{2} \epsilon^d v_d \quad \text{and} \quad \frac{1}{n} \sum_{i=1}^n \mathbb{1}_{\{X_i \in N(y', \epsilon)\}} \geq \frac{c}{2} \epsilon^d v_d ,$$

where  $v_d$  is the volume of the  $d$ -dimensional unit Euclidean ball. On the other hand, clearly, if  $X_i \in N(x', \epsilon)$  and  $X_j \in N(y', \epsilon)$ ,  $\gamma(X_i, X_j, h^{(1)}(i, j)) \geq \epsilon^d$ . Since  $N(x', \epsilon)$  and  $N(y', \epsilon)$  are disjoint, if  $n \geq N$ , the number of such pairs  $(X_i, X_j)$  is at least  $(nc\epsilon^d v_d)^2/4$  and therefore

$$\liminf_{n \rightarrow \infty} U_n \geq \frac{(c\epsilon^d v_d)^2 \epsilon^d}{2} > 0 \quad \text{almost surely .}$$

□

The next result shows that under the null hypothesis, the expected value of  $U_n$  goes to zero at a rate  $(\log n/n)^{1/d}$  and it is very unlikely to exceed its expectation by more than  $\log n/\sqrt{n}$ . This result, combined with the Borel-Cantelli lemma, implies that for any sequence  $\tau_n$  such that  $\tau_n n^{1/d}/\log n \rightarrow \infty$ , with probability one,  $U_n < \tau_n$  for all sufficiently large  $n$ .

**Proposition 2.** (ASYMPTOTIC PROPERTIES OF  $U_n$  UNDER  $H_0$ .) *Suppose that Assumption 1 is satisfied and that there exist constants  $0 < c < C$  such that  $c \leq f(x) \leq C$  for all  $x \in S$ . If  $S$  is convex, then there exists a constant  $K$  depending on  $c, C$ , and  $S$  such that, for all  $n$  and  $q \geq 2$ ,*

$$\mathbb{E}U_n \leq K \left( \frac{\log n}{n} \right)^{1/d} \quad \text{and} \quad \mathbb{E}[(U_n - \mathbb{E}U_n)_+]^q \leq \left( Kq^{3/2} \frac{\log n}{\sqrt{n}} \right)^q,$$

where  $(\cdot)_+$  denotes positive part.

*Proof.* Note first that convexity of  $S$  and Assumption 1 imply that the open set  $A = \{x : \exists \delta > 0 : \text{essinf}_{y \in N(x, \delta)} f(y) > 0\} \subset S$  is also convex. (To see this, consider  $x, y \in A$  and  $\lambda \in (0, 1)$ . Since  $A$  is open and  $S$  is convex,  $\lambda x + (1 - \lambda)y$  has a neighborhood entirely included in  $S$ . Since  $f$  is at least  $c$  at every point of  $S$ , this implies that  $\lambda x + (1 - \lambda)y \in A$ .)

Since  $f$  is assumed to be bounded away from zero on  $A$  which is convex,  $A$  must also be bounded. Since  $S$  equals the closure of  $A$  (again by Lemma 4 in the appendix),  $S$  is compact.

Since  $A$  is open, there exists an  $x \in A$  and  $\delta > 0$  such that  $N(x, \delta)$  is contained in  $A$ . By translating  $S$  if necessary, we may assume, without loss of generality, that  $N(0, \delta) \subset A$ . We may also assume, without loss of generality, that  $\Delta_A$ , the diameter of  $A$  (and  $S$ ), is equal to 1.

For all  $\epsilon > 0$ , define the  $\epsilon$ -interior of  $A$  by

$$A_\epsilon = \{x \in A : B(x, \epsilon) \subset A\}$$

where  $B(x, \epsilon)$  is the closed ball of radius  $\epsilon$  centered at  $x$ . Note that  $A_\epsilon$  is non-empty, open, and convex whenever  $\epsilon \leq \delta$ .

To bound the expected value, note first that for all  $\epsilon \leq \delta$ ,

$$\begin{aligned} \mathbb{E}U_n &= \mathbb{E} \left[ \min_{h=1, \dots, n} \gamma(X_1, X_2, X_h) \right] \\ &= \mathbb{E} \left[ \mathbb{E} \left[ \min_{h=1, \dots, n} \gamma(X_1, X_2, X_h) \mid X_1, X_2 \right] \mathbb{1}_{\{X_1 \text{ or } X_2 \in A \setminus A_\epsilon\}} \right] \\ &\quad + \mathbb{E} \left[ \mathbb{E} \left[ \min_{h=1, \dots, n} \gamma(X_1, X_2, X_h) \mid X_1, X_2 \right] \mathbb{1}_{\{X_1, X_2 \in A_\epsilon\}} \right]. \end{aligned} \quad (2)$$

Since  $\gamma(X_1, X_2, X_h) \leq 1$ , the first term on the right-hand side may be bounded by

$$\mathbb{P}\{X_1 \text{ or } X_2 \in A \setminus A_\epsilon\} \leq 2\mathbb{P}\{X_1 \in A \setminus A_\epsilon\} \leq 2C \text{Vol}(A \setminus A_\epsilon)$$

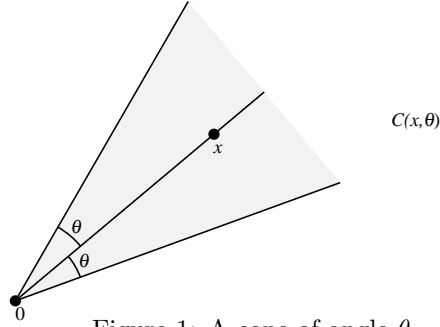


Figure 1: A cone of angle  $\theta$ .

where  $\text{Vol}$  denotes the  $d$ -dimensional Lebesgue measure. To bound the volume of the boundary region, first observe that since  $S$  is the closure of  $A$ ,  $\text{Vol}(A \setminus A_\epsilon) = \text{Vol}(S \setminus A_\epsilon)$ . Next we show that there exists a constant  $\kappa_S > 0$ , depending on  $S$ , such that for all  $\epsilon < \delta/4$ ,  $S \subset A_\epsilon \oplus N(0, \kappa_S \epsilon)$  where  $\oplus$  denotes Minkowski sum. This may be seen as follows: since  $N(0, \delta) \subset A$ , every  $x \in S \setminus A_\epsilon$  is not in  $N(0, \delta/2)$ . Let

$$\theta(x) = \inf \{ \theta > 0 : N(0, \delta/2) \subset x + C(-x, \theta) \}$$

denote the infimum of the angle of any cone centered at  $x$  that includes  $N(0, \delta)$  where for  $x \in \mathbb{R}^d$ , a cone of angle  $\theta$  is defined as

$$C(x, \theta) = \left\{ y \in \mathbb{R}^d : \frac{x^T y}{\|x\| \|y\|} \geq \cos(\theta) \right\}$$

(see Figure 1). Since  $S$  is compact and  $\theta(x)$  is positive and continuous,  $\theta = \inf_{x \in S \setminus A_\epsilon} \theta(x) > 0$ . Let  $x \in A \setminus A_\epsilon$  and define  $y = ax$  where  $a = \sup \{ \alpha \in (0, 1) : N(\alpha x, \epsilon) \subset x + C(-x, \theta(x)) \}$ . In words,  $y$  is the point on the segment joining  $x$  and  $0$  such that  $N(y, \epsilon)$  “just fits” in the cone  $x + C(-x, \theta(x))$ , see Figure 2. (Such a point exists by the definition of  $\theta(x)$  and since  $\epsilon < \delta/4$ .) Note that  $N(y, \epsilon)$  lies in the convex hull of  $\{x\} \cup N(0, \delta)$  and therefore, by convexity of  $A$ ,  $N(y, \epsilon) \subset A$ . Since  $A$  is open, this implies that  $B(y, \epsilon) \subset A$  and therefore  $y \in A_\epsilon$ .

Consider now any straight line containing  $x$  and tangent to  $N(y, \epsilon)$  at, say, point  $z$ . The right-angle triangle formed by  $x, y$ , and  $z$  is such that its hypotenuse is the segment  $[x, y]$ , and its leg  $[y, z]$  has length  $\epsilon$ . Since the angle of the triangle at vertex  $x$  equals  $\theta(x)$ , we have that  $\|x - y\| \leq \epsilon / \sin(\theta(x)) \leq \epsilon / \sin(\theta)$ .

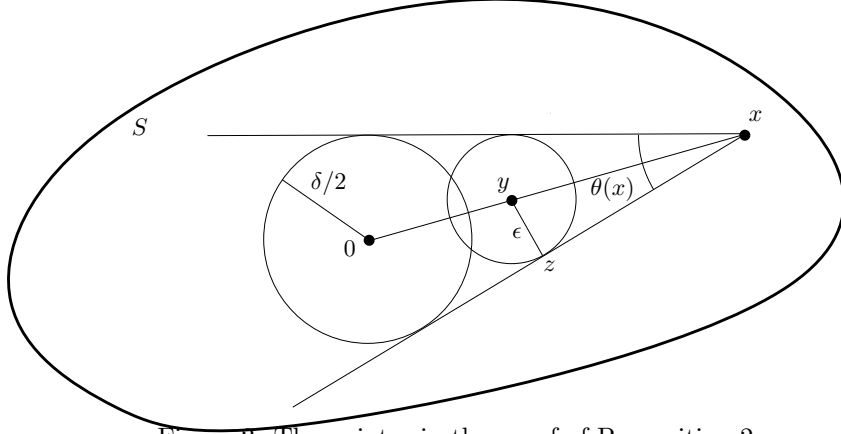


Figure 2: The point  $y$  in the proof of Proposition 2.

Therefore, we may take  $\kappa_S = 1/\sin(\theta)$ . Therefore, for all  $\epsilon < \delta/\kappa_S$ ,

$$\begin{aligned}
\text{Vol}(S) &= \text{Vol}(A) \leq \text{Vol}(A_\epsilon \oplus N(0, \kappa_S \epsilon)) \\
&\leq \text{Vol}\left(A_\epsilon \oplus \frac{\kappa_S \epsilon}{\delta - \kappa_S \epsilon} A_\epsilon\right) \quad (\text{since } N(0, \delta - \kappa_S \epsilon) \subset A_\epsilon) \\
&= \text{Vol}\left(\left(1 + \frac{\kappa_S \epsilon}{\delta - \kappa_S \epsilon}\right) A_\epsilon\right) \quad (\text{since } A_\epsilon \text{ is convex}) \\
&= \text{Vol}(A_\epsilon) \left(1 + \frac{\kappa_S \epsilon}{\delta - \kappa_S \epsilon}\right)^d \\
&\leq \text{Vol}(A_\epsilon) \left(1 + \frac{4d\kappa_S}{\delta} \epsilon\right) \quad \text{if } \epsilon \leq \min\left(\frac{\delta}{2\kappa_S}, \frac{2\delta}{d2^{d-2}}\right),
\end{aligned}$$

where the last inequality follows from Taylor's theorem. Thus,

$$\text{Vol}(A \setminus A_\epsilon) = \text{Vol}(A) - \text{Vol}(A_\epsilon) \leq \text{Vol}(A_\epsilon) \frac{4d\kappa_S}{\delta} \epsilon \leq \text{Vol}(S) \frac{4d\kappa_S}{\delta} \epsilon$$

Hence, we have shown that the first term on the right-hand side of (2) may be bounded as

$$\mathbb{E} \left[ \mathbb{E} \left[ \min_{h=1, \dots, n} \gamma(X_1, X_2, X_h) \mid X_1, X_2 \right] \mathbb{1}_{\{X_1 \text{ or } X_2 \in A \setminus A_\epsilon\}} \right] \leq K_1 \epsilon$$

where  $K_1 = 2C \text{Vol}(S) \frac{4d\kappa_S}{\delta}$  is a constant depending on  $S$  and  $C$  only.

It remains to bound the second term on the right-hand side of (2). To this



end, suppose  $\epsilon \leq \delta$ . In the event that  $X_1, X_2 \in A_\epsilon$ ,

$$\begin{aligned}
& \mathbb{E} \left[ \min_{h=1, \dots, n} \gamma(X_1, X_2, X_h) \mid X_1, X_2 \right] \\
&= \int_0^1 \mathbb{P} \left\{ \min_{h=1, \dots, n} \gamma(X_1, X_2, X_h) > t \mid X_1, X_2 \right\} dt \\
&\leq \int_0^1 \mathbb{P} \{ \gamma(X_1, X_2, X_3) > t \mid X_1, X_2 \}^{n-2} dt \\
&\leq \epsilon + (1 - cv_d \epsilon^d)^{n-2} \\
&\quad (\text{since } \mathbb{P} \{ \gamma(X_1, X_2, X_3) \leq t \mid X_1, X_2 \} \geq cv_d \epsilon^d \text{ when } X_1, X_2 \in A_\epsilon) \\
&\leq \epsilon + e^{-cv_d \epsilon^d (n-2)}.
\end{aligned}$$

Summarizing, we have proved that, for all  $\epsilon \leq \min(\frac{\delta}{2}, \frac{2\delta}{d^{2d-2}})$ ,

$$\mathbb{E}U_n \leq (K_1 + 1)\epsilon + e^{-cv_d \epsilon^d (n-2)}.$$

Choosing  $\epsilon = (\log n / ((n-2)cv_d))^{1/d}$  completes the proof of the bound for the expected value of  $U_n$ .

To bound the higher moments of  $U_n$ , we apply a general moment inequality for functions of independent random variables of Boucheron, Bousquet, Lugosi, and Massart (2005, Theorem 3) which states that, for every  $q \geq 2$ ,

$$\mathbb{E} [(U_n - \mathbb{E}U_n)_+^q] \leq (\kappa q)^{q/2} \mathbb{E} \left[ \left( \sum_{k=1}^n (U_n - U_{n,k})^2 \right)^{q/2} \right]$$

where  $\kappa = \sqrt{e}/(2\sqrt{e}-2) < 1.271$  and

$$U_{n,k} = \frac{1}{\binom{n}{2}} \sum_{(i,j): i < j, i \neq k, j \neq k} \gamma(X_i, X_j, X_{h_{(1)}^k(i,j)})$$

with  $h_{(1)}^k(i,j) \in \{1, \dots, n\} \setminus \{k\}$  defined as  $h_{(1)}(i,j)$  but with  $X_k$  omitted from the sample.

Thus, we need to study the effect of removing the point  $X_k$  from the sample on the value of  $U_n$ . Clearly,

$$\begin{aligned}
U_n - U_{n,k} &= \frac{1}{\binom{n}{2}} \sum_{j:j \neq k} \gamma(X_k, X_j, X_{h_{(1)}(k,j)}) \\
&\quad + \frac{1}{\binom{n}{2}} \sum_{(i,j): i < j, i \neq k, j \neq k} \left( \gamma(X_i, X_j, X_{h_{(1)}(i,j)}) - \gamma(X_i, X_j, X_{h_{(1)}^k(i,j)}) \right)
\end{aligned}$$

The first term on the right-hand side is non-negative and bounded by  $2/n$ . At the same time, every term in the second sum on the right-hand is in  $[-1, 0]$  and

is not zero only if  $h_{(1)}(i, j) = k$ . This implies that

$$(U_n - U_{n,k})^2 \leq \max \left( \frac{4}{n^2}, \left( \frac{1}{\binom{n}{2}} \sum_{(i,j): i < j, i \neq k, j \neq k} \mathbb{1}_{\{h_{(1)}(i,j)=k\}} \right)^2 \right).$$

Thus, denoting by  $N_k = \sum_{(i,j): i < j, i \neq k, j \neq k} \mathbb{1}_{\{h_{(1)}(i,j)=k\}}$  the number of pairs  $(X_i, X_j)$  of points in the sample for which  $X_k$  is the closest point to  $(X_i + X_j)/2$ , we have

$$\begin{aligned} \mathbb{E} [(U_n - \mathbb{E}U_n)_+^q] &\leq (\kappa q)^{q/2} \left( \left( \frac{4}{n} \right)^{q/2} + \frac{1}{\binom{n}{2}^q} \mathbb{E} \left[ \left( \sum_{k=1}^n N_k^2 \right)^{q/2} \right] \right) \\ &\leq (\kappa q)^{q/2} \left( \left( \frac{4}{n} \right)^{q/2} + \frac{n^{q/2}}{\binom{n}{2}^q} \mathbb{E} \left[ \max_{k=1, \dots, n} N_k^q \right] \right). \end{aligned}$$

Thus, it suffices to find suitable upper bounds for the moments of  $\max_k N_k$ . To this end, note that since  $N_k \leq \binom{n-1}{2}$ , for all  $t > 0$ ,

$$\begin{aligned} \mathbb{E} \left[ \max_{k=1, \dots, n} N_k^q \right] &\leq \binom{n-1}{2}^q \mathbb{P} \left\{ \max_{k=1, \dots, n} N_k^q > (nt)^q \right\} + (nt)^q \\ &\leq n^{2q+1} \mathbb{P} \{N_1 > nt\} + (nt)^q. \end{aligned}$$

Next we write

$$N_1 = \frac{1}{2} \sum_{i=2}^n N_{1,i}$$

where  $N_{1,i} = \sum_{j: j \neq i} \mathbb{1}_{\{h_{(1)}(i,j)=k\}}$  is the number of points  $j \neq i$  such that  $h_{(1)}(i, j) = k$ . Then

$$\mathbb{P} \{N_1 > nt\} \leq n \max_{i > 1} \mathbb{P} \{N_{1,i} > t\}$$

It remains to bound  $\mathbb{P} \{N_{1,i} > t\}$ . We do this by conditioning on the value of  $X_1 = x_1$  and consider two different cases: the first, somewhat simpler, case is when  $x_1$  falls in the  $\epsilon_n$ -interior of  $A$  (with  $\epsilon_n$  defined below). The case when  $X_1$  is closer than  $\epsilon_n$  to the boundary can be handled by a similar argument, though one should proceed with some care.

Let  $\epsilon_n = ((K_2 q \log n)/n)^{1/d}$  for some constant  $K_2$  specified below. Recall that  $A_{\epsilon_n}$  denotes the  $\epsilon_n$ -interior of  $A$ .

**Case 1:**  $x_1 \in A_{\epsilon_n}$

By Lemma 5.5 in Devroye, Györfi, and Lugosi (1996),  $\mathbb{R}^d$  can be covered by  $\rho_d = \left\lceil \left(1 + 2/\sqrt{2 - \sqrt{3}}\right)^d \right\rceil$  cones of angle  $\pi/6$ , that is, there exist  $\rho_d$  points  $z_1, \dots, z_{\rho_d}$  such that  $\cup_{i=1}^{\rho_d} C(z_i, \pi/6) = \mathbb{R}^d$ .

Now consider  $\rho_d$  cones of angle  $\pi/6$  centered at  $x_1$  that cover  $\mathbb{R}^d$ . Consider the data points falling in each cone and mark the nearest neighbor of  $x_1$ . Let

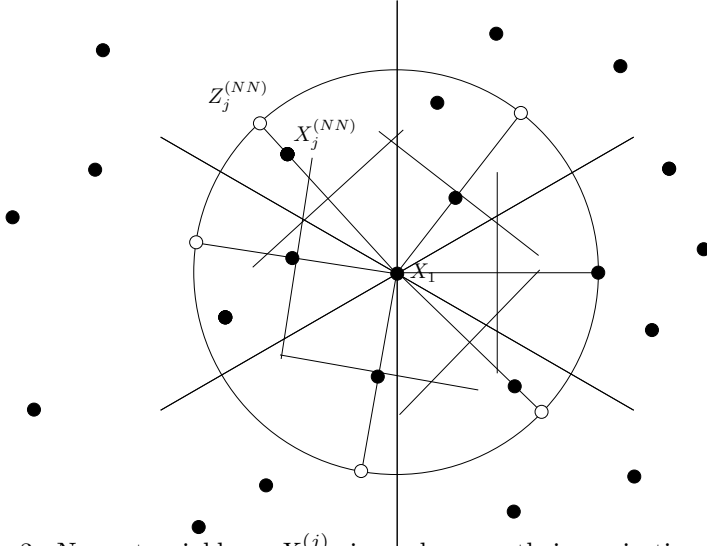


Figure 3: Nearest neighbors  $X_{NN}^{(j)}$  in each cone, their projection  $Z_{NN}^{(j)}$  to the sphere of radius  $R$ , and the convex polytope  $P$  defined by the bisecting hyperplanes.

$X_{NN}^{(1)}, \dots, X_{NN}^{(\rho_d)}$  denote these nearest neighbors. Let  $R = \max_{j=1, \dots, \rho_d} \|x_1 - X_{NN}^{(j)}\|$  be the distance of  $x_1$  and the farthest of these nearest neighbors and define, for each  $j = 1, \dots, \rho_d$ ,

$$Z_{NN}^{(j)} = x_1 + R \frac{X_{NN}^{(j)} - x_1}{\|X_{NN}^{(j)} - x_1\|}$$

as the projection of  $X_{NN}^{(j)}$  to the surface of the ball centered at  $x_1$ , of radius  $R$ . Now for each  $j = 1, \dots, \rho_d$ , let

$$H_j = \left\{ x \in \mathbb{R}^d : \|x - x_1\| \leq \|x - Z_{NN}^{(j)}\| \right\}$$

be the half-space containing  $x_1$  defined by the bisecting hyperplane between  $x_1$  and  $Z_{NN}^{(j)}$ . The intersection  $P = \bigcap_{j=1}^{\rho_d} H_j$  defines a convex polytope with  $\rho_d$  facets, see Figure 3. The key observation is that if  $h_{(1)}(i, j) = 1$  for a pair  $(X_i, X_j)$ , then  $(X_i + X_j)/2 \in P$ , otherwise one of the  $X_{NN}^{(j)}$  would be closer to  $(X_i + X_j)/2$  than  $x_1$ .

It is easy to see (and this is the second key observation) that  $P \subset B(x_1, R)$  where  $B(x_1, R)$  is the closed ball of radius  $R$  centered at  $x_1$ . Thus, for every  $j \neq i$  such that  $h_{(1)}(i, j) = 1$ , we have  $(X_i + X_j)/2 \in B(x_1, R)$  which is equivalent to saying that

$$X_j \in B(X_i + 2(x_1 - X_i), 2R) .$$

Thus,

$$N_{1,i} \leq \sum_{j \geq 2: j \neq i} \mathbb{1}_{\{X_j \in B(X_i + 2(x_1 - X_i), 2R)\}} . \quad (3)$$

We use the decomposition

$$\mathbb{P}\{N_{1,i} > t \mid X_1 = x_1\} \leq \mathbb{P}\{N_{1,i} > t \mid R < \epsilon_n, X_1 = x_1\} + \mathbb{P}\{R \geq \epsilon_n \mid X_1 = x_1\}$$

Note that given  $R < \epsilon_n$ , by (3),  $N_{1,i}$  is dominated by a binomial random variable with parameters  $n - 1$  and  $\mu(B(X_i + 2(x_1 - X_i), 2\epsilon_n)) \geq cv_d(2\epsilon_n)^d$  where  $v_d$  is the volume of the  $d$ -dimensional unit Euclidean ball. Therefore, choosing  $t = 2(n - 1)cv_d(2\epsilon_n)^d$ , and setting  $c_1 = \log(4/e)cv_d2^{d+1}$ , by a standard estimate for the tail of the binomial distribution,

$$\mathbb{P}\{N_{1,i} > 2(n - 1)cv_d(2\epsilon_n)^d \mid R < \epsilon_n, X_1 = x_1\} \leq e^{-c_1(n-1)\epsilon_n^d}.$$

It remains to bound  $\mathbb{P}\{R \geq \epsilon_n \mid X_1 = x_1\}$ . Clearly,

$$\begin{aligned} \mathbb{P}\{R \geq \epsilon_n \mid X_1 = x_1\} &= \mathbb{P}\left\{\max_{j=1, \dots, \rho_d} \|x_1 - X_{NN}^{(j)}\| \geq \epsilon_n\right\} \\ &\leq \sum_{j=1}^{\rho_d} \mathbb{P}\left\{\|x_1 - X_{NN}^{(j)}\| \geq \epsilon_n \mid X_1\right\}. \end{aligned}$$

Since  $x_1 \in A_{\epsilon_n}$ , we have  $\inf_{x \notin A} \|x_1 - x\| > \epsilon_n$ , and therefore

$$\mathbb{P}\left\{\|x_1 - X_{NN}^{(j)}\| \geq \epsilon_n\right\} = \mathbb{E}\left[\left(1 - \mu(B(x_1, \epsilon_n) \cap C_j)\right)^{n-1}\right]$$

Since  $x_1$  is at least  $\epsilon_n$  away from the complement of  $A$  and the density  $f$  is bounded from below by  $c$  on  $A$ ,

$$\mu(B(x_1, \epsilon_n) \cap C_j) \geq \frac{cv_d}{\rho_d}\epsilon_n^d$$

Therefore,

$$\mathbb{P}\left\{\|x_1 - X_{NN}^{(j)}\| \geq \epsilon_n\right\} \leq \left(1 - c_2\epsilon_n^d\right)^{n-1} \leq e^{-c_2(n-1)\epsilon_n^d}$$

where  $c_2 = cv_d/\rho_d$ .

Putting everything together, we have

$$\mathbb{P}\{R \geq \epsilon_n \mid X_1 = x_1\} \leq \rho_d e^{-c_2(n-1)\epsilon_n^d}$$

and therefore

$$\mathbb{P}\{N_{1,i} > t \mid X_1 = x_1\} \leq e^{-c_1(n-1)\epsilon_n^d} + \rho_d e^{-c_2(n-1)\epsilon_n^d}.$$

**Case 2:**  $x_1 \notin A_{\epsilon_n}$

It remains to handle the case when  $x_1$  is not in the  $\epsilon_n$ -interior of  $A$ . Suppose that  $n$  is so large that  $\epsilon_n < \delta/2$ . The key observation is that there exists  $\alpha \in (0, \pi/12]$  such that for all  $x_1 \in A$ , there exists a cone  $C_1$  centered at  $x_1$ , of angle  $\alpha$  such that  $C_1 \cap B(x_1, \epsilon_n) \subset A$ . (This follows by a similar argument that

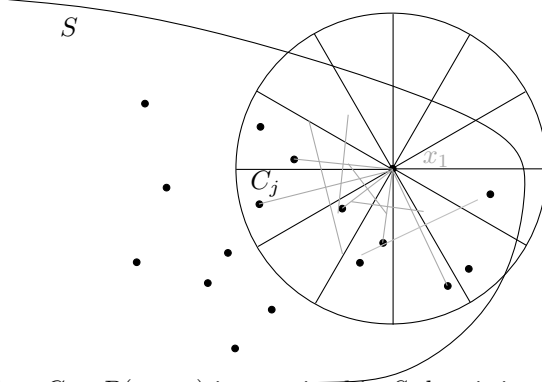


Figure 4: When  $C_j \cap B(x_1, \epsilon_n)$  is contained in  $S$  then it is very likely to contain a data point. If the angle of the cones is less than  $\pi/12$ , the convex set defined by the intersection of  $S$  with the bisecting half-spaces is contained in  $B(x_1, \epsilon_n)$ .

we have used earlier: first note that every  $x_1 \in A \setminus A_{\epsilon_n}$  is not in  $B(0, \delta/2)$ —recall that  $B(0, \delta) \subset A$ . By convexity, the smallest cone centered at  $x_1$  that includes  $B(0, \delta/2)$  satisfies the required property. The smallest angle of all such cones over  $x_1 \in A \setminus A_{\epsilon_n}$  is bounded away from zero by compactness of  $S$ .)

Now fix  $x_1 \in A \cap A_{\epsilon_n}^c$ . Cover  $\mathbb{R}^d$  by a minimal number of cones  $C_1, \dots, C_N$  centered at  $x_1$  of angle  $\alpha$  such that one of the cones  $C_1$  is such that  $C_1 \cap B(x_1, \epsilon_n) \subset A$ . (Note that  $N_\alpha \leq (1 + 1/(\sin(\alpha/2)))^d - 1$ .) Observe that if each cone  $C_i$  with  $C_i \cap B(x_1, \epsilon_n) \subset A$  contains at least one data point then for every pair  $(X_i, X_j)$  such that  $h_{(1)}(i, j) = 1$ ,  $(X_i + X_j)/2 \in B(x_1, \epsilon_n) \cap A$  (see Figure 4). Then the same argument as in the case of  $x_1 \in A_{\epsilon_n}$  carries over with the only difference that instead of cones of angle  $\pi/6$  now we have cones of angle  $\alpha$  and we obtain that there exists a constant  $K$ , depending on  $c$  and  $\alpha$  such that

$$\mathbb{P}\{N_{1,i} > t \mid X_1 = x_1\} \leq K e^{-K n \epsilon_n^d}.$$

Since the above estimate holds independently of what  $x_1$  is, we have established that

$$\mathbb{P}\{N_{1,i} > t\} \leq K e^{-K n \epsilon_n^d}.$$

Putting everything together, we obtain that there exists a constant  $K$  (possibly different from the one above) such that

$$\mathbb{E} [(U_n - \mathbb{E}U_n)_+^q] \leq K^q q^{q/2} \left( n^{-q/2} + n^{q/2+2} e^{-K n \epsilon_n^d} + n^{q/2} \epsilon_n^{dq} \right).$$

Choosing  $\epsilon_n = K' ((q \log n)/n)^{1/d}$  for a sufficiently large  $K'$ , the upper bound becomes

$$\mathbb{E} [(U_n - \mathbb{E}U_n)_+^q] \leq K^q q^{3q/2} \frac{\log^q n}{n^{q/2}}$$

as desired.  $\square$

### 3 On the non-discernibility of support convexity

The purpose of this section is to show that without the assumption that the density is bounded away from zero on its support, Theorem 1 is not true. Without further assumptions, it is impossible to decide whether the support of a density is convex. In order to formalize this statement, we recall the notion of *discernibility* introduced by Dembo and Peres (1994) (see also Devroye and Lugosi (2002)).

Let  $\mathcal{F}$  and  $\mathcal{G}$  be two disjoint sets of densities on  $\mathbb{R}^d$ . Let  $X_1, \dots, X_n$  be independent random vectors drawn according to a density  $f \in \mathcal{F} \cup \mathcal{G}$ . Based on these data, one tries to decide whether  $f \in \mathcal{F}$  or not. Recall from Section 1 that a decision rule is a sequence of functions  $T_n : (\mathbb{R}^d)^n \rightarrow \{0, 1\}$ .  $T_n(X_1, \dots, X_n) = 1$  means that the rule guesses that  $f \in \mathcal{F}$  while if  $T_n(X_1, \dots, X_n) = 0$ , the decision rule thinks that  $f \in \mathcal{G}$ . A decision rule is consistent if, for every  $f \in \mathcal{F} \cup \mathcal{G}$  it is correct eventually almost surely, that is, if

$$\mathbb{P} \{T_n(X_1, \dots, X_n) \neq \mathbb{1}_{\{f \in \mathcal{F}\}} \text{ for finitely many } n\} = 1 .$$

We say that the pair  $(\mathcal{F}, \mathcal{G})$  is *discernible* if there exists a consistent decision rule.

Theorem 1 shows that if  $\mathcal{F}$  is the class of densities that are bounded, bounded away from zero, and have convex support and  $\mathcal{G}$  is the class of bounded densities, bounded away from zero with non-convex support (in both cases satisfying Assumption 1), then the pair  $(\mathcal{F}, \mathcal{G})$  is discernible.

The main result of this section implies that the sets of all uniformly bounded densities with convex and non-convex support are not discernible. In other words, every decision rule must fail infinitely often for some density. Thus, the assumption of boundedness (from below) of the densities is necessary in Theorem 1 or at least needs to be replaced by another assumption. This is true even if we only consider densities on  $\mathbb{R}$  with support in  $[0, 1]$ :

**Theorem 2.** *Let  $\mathcal{F}$  be the class of all densities on  $\mathbb{R}$  bounded by 2 with support  $[0, 1]$ , satisfying Assumption 1 and let  $\mathcal{G}$  be the class of all densities on  $\mathbb{R}$  bounded by 2, satisfying Assumption 1, whose support is a non-convex subset of  $[0, 1]$ . Then the pair  $(\mathcal{F}, \mathcal{G})$  is not discernible.*

A general impossibility theorem that gives sufficient conditions for a pair  $(\mathcal{F}, \mathcal{G})$  to be non-discernible was given by Devroye and Lugosi (2002, Theorem 8). However, their theorem does not seem to apply here and we need a separate proof. We crucially use the following basic and well-known fact (see, e.g., Devroye and Györfi (2002)): if  $X$  and  $Y$  are real random variables with density  $f$  and  $g$ , respectively, then there exists a coupling (i.e., a joint distribution of  $(X, Y)$  with marginal densities  $f, g$ ) such that  $\mathbb{P}\{X \neq Y\} = (1/2) \int |f - g|$ .

**Proof of Theorem 2:** To prove the theorem, we assume that the pair  $(\mathcal{F}, \mathcal{G})$  is discernible, that is, there exists a consistent decision rule  $T_n$ . We construct sub-classes  $\mathcal{A} \subset \mathcal{F}$  and  $\mathcal{B} \subset \mathcal{G}$  such that for any consistent decision rule  $T_n$ , there is a density  $\phi$  in the  $L_1$ -closure of  $\mathcal{A} \cup \mathcal{B}$  such that if  $X_1, X_2, \dots$  are distributed

as  $\phi$  then, with probability at least  $1/2$ ,  $T_n$  changes decision infinitely many times, thus arriving at a contradiction.

Consider the following subclasses: let  $\mathcal{B} = \{g_k : k = 1, 2, \dots\}$  be the set of densities on  $[0, 1]$  with non-convex support defined by

$$g_k(x) = \begin{cases} 2 & \text{if } x \in \left( \sum_{i=1}^k 2^{-i}, \sum_{i=1}^k 2^{-i} + 2^{-(k+2)} \right) \\ 0 & \text{if } x \in \left( \sum_{i=1}^k 2^{-i} + 2^{-(k+2)}, \sum_{i=1}^k 2^{-i} + 2^{-(k+1)} \right) \\ 1 & \text{otherwise.} \end{cases}$$

We also define the set  $\mathcal{A} = \{f_{j,k} : j, k = 1, 2, \dots\}$  of densities with full support  $[0, 1]$  by

$$f_{k,j}(x) = \begin{cases} 2 - 2^{-j} & \text{if } x \in \left( \sum_{i=1}^k 2^{-i}, \sum_{i=1}^k 2^{-i} + 2^{-(k+2)} \right) \\ 2^{-j} & \text{if } x \in \left( \sum_{i=1}^k 2^{-i} + 2^{-(k+2)}, \sum_{i=1}^k 2^{-i} + 2^{-(k+1)} \right) \\ 1 & \text{otherwise.} \end{cases}$$

Assume that there exists a consistent decision rule  $T_n$ . Then for any density  $f \in \mathcal{A}$ , and almost all  $\omega$ , there exists an integer  $N(\omega)$  such that

$$T_n(X_1, \dots, X_n) = 1 \quad \text{if } n > N(\omega)$$

and for any density  $f \in \mathcal{B}$ , and almost all  $\omega$  there exists an integer  $N(\omega)$  such that

$$T_n(X_1, \dots, X_n) = 0 \quad \text{if } n > N(\omega).$$

Let  $\delta_k = 2^{-k-2}$ ,  $k = 1, 2, \dots$ . Let  $\phi_1 \in \mathcal{A}$  be arbitrary. For concreteness, we may take  $\phi_1 = f_{1,1}$ . Let  $X_1^{(1)}, X_2^{(1)}, \dots$  be independent random variables with density  $\phi_1$ . Since  $T_n$  is consistent, there exists an integer  $N_1$  such that

$$\mathbb{P} \left\{ T_n(X_1^{(1)}, \dots, X_n^{(1)}) = 1 \text{ for all } n \geq N_1 \right\} > 1 - \delta_1$$

(see, e.g., Royden (1968, p. 70, Problem 23.a)). Choose  $\epsilon_1 > 0$  such that  $(1 - \epsilon_1)^{N_1} > 1 - \delta_1$ , and choose a density  $\phi_2 \in \mathcal{B}$  with non-convex support such that  $\phi_2(x) = \phi_1(x)$  for all  $x \leq 1 - \epsilon_1$ . For example,  $\phi_2 = g_{k_2}$  with  $k_2 \geq \log_2(1/\epsilon_1)$  will do. Then  $\int |\phi_1 - \phi_2| \leq 2\epsilon_1$ .

Since  $\phi_2 \in \mathcal{B}$ , there exists an integer  $N_2 > N_1$  such that

$$\mathbb{P} \left\{ T_n(X_1^{(2)}, \dots, X_n^{(2)}) = 0 \text{ for all } n \geq N_2 \right\} > 1 - \delta_2 .$$

Next we choose  $\epsilon_2 > 0$  such that  $(1 - \epsilon_2)^{N_2} > 1 - \delta_2$ , and consider a convex-support density  $\phi_3 \in \mathcal{A}$  which agrees with  $\phi_2 = g_{k_2}$  for all  $x \leq \sum_{i=1}^{k_2} 2^{-i}$  and  $\int |\phi_2 - \phi_3| \leq 2\epsilon_2$ . We may take  $\phi_3 = f_{k_2, j_3}$  for any  $j_3$  such that  $j_3 \geq \log_2(2^{-(k_2+2)}/\epsilon_2)$ .

We may continue this procedure such that  $\phi_m \in \mathcal{A}$  for all odd  $m$  and  $\phi_m \in \mathcal{B}$  for all even  $m$ , and  $N_1 < N_2 < \dots$  are chosen such that

$$\mathbb{P} \left\{ T_n(X_1^{(m)}, \dots, X_n^{(m)}) = \mathbb{1}_{\{m \text{ is odd}\}} \text{ for all } n \geq N_m \right\} > 1 - \delta_m .$$

The sequence of densities  $\phi_m$  converges in  $L_1$  to a density  $\phi$  such that  $\int |\phi_m - \phi| < 2\epsilon_m$  and  $\phi$  agrees with  $\phi_m$  for all  $x \leq \sum_{i=1}^{k_m-1} 2^{-i}$  (which converges to 1 as  $m \rightarrow \infty$ ).

Now let  $X_1, X_2, \dots$  be independent random variables drawn according to the density  $\phi$ . Then, according to the coupling mentioned before the proof, there exist random variables

$$X_1^{(1)}, \dots, X_{N_1}^{(1)}, X_1^{(2)}, \dots, X_{N_2}^{(2)}, X_1^{(3)}, \dots, X_{N_3}^{(3)}, \dots$$

such that  $X_i^{(m)}$  is distributed according to  $\phi_m$ ,

$$X_1^{(1)}, \dots, X_{N_1}^{(1)}, X_{N_1+1}^{(2)}, \dots, X_{N_2}^{(2)}, X_{N_2+1}^{(3)}, \dots, X_{N_3}^{(3)}, \dots$$

are independent, and  $\mathbb{P}\{X_i \neq X_i^{(m)}\} < \epsilon_m$  for all  $i \leq N_m$ .

Then

$$\mathbb{P}\{X_1 = X_1^{(1)}, \dots, X_{N_1} = X_{N_1}^{(1)}\} \geq (1 - \epsilon_1)^{N_1} > 1 - \delta_1,$$

and therefore

$$\mathbb{P}\{T_{N_1}(X_1, \dots, X_{N_1}) = 1\} > 1 - 2\delta_1.$$

Similarly, for each  $m$ ,

$$\mathbb{P}\{X_1 = X_1^{(m)}, \dots, X_{N_m} = X_{N_m}^{(m)}\} \geq (1 - \epsilon_1)^{N_m-1} > 1 - \delta_{m-1},$$

and therefore

$$\mathbb{P}\{T_{N_m}(X_1, \dots, X_{N_m}) = \mathbb{1}_{\{m \text{ is odd}\}} \text{ for all } m = 1, 2, \dots\} > 1 - \sum_{m=1}^{\infty} 2\delta_m = \frac{1}{2}.$$

Hence, with probability  $1/2$ , the decision rule changes its decision infinitely often, concluding the proof.  $\square$

## 4 Data-based heuristics for calibrating the decision rule

Theorem 1 shows consistency of the rule that decides that the support is convex if and only if  $U_n \leq \tau_n$  and it provides an asymptotic criterion to select  $\tau_n$ . Nevertheless this result is not directly applicable in practice: if the sequence  $\tau_n$  verifies the assumptions in Theorem 1 then so does  $\tau_n^* = k\tau_n$  for any positive  $k$ , but it can be the case that  $U_n \leq \tau_n$  whereas  $U_n > \tau_n^*$  for a fixed  $n$ . In order to address this question, we find it convenient to use the standard terminology of hypothesis testing where the null hypothesis is that the underlying distribution has convex support.

Therefore, an objective way of selecting  $\tau_n$  is needed so that it is possible to control the probability of either of the two possible errors: Deciding that the



support is not a convex set when indeed it is (type I error), and deciding that the support is convex when it is not the case (type II error).

The main difficulty is that the optimal value of the threshold  $\tau_n$  depends on the unknown set  $S$  and the distribution  $\mu$ . Therefore a mechanism is required to obtain a value for  $\tau_n = \tau_n(S, \mu)$  that should be valid for any  $S$  and  $\mu$  in a large class of distributions. The situation is similar to that appearing in the usual practice in bootstrap methods, where the distribution of a given statistic  $T$  is unknown and moreover it depends on the specific distribution of the data under study. In this context bootstrap methods are used to approach the specific distribution of  $T$  for every particular case.

We present a bootstrap-type approximation of the distribution of  $U_n$  under the hypothesis of support convexity (this procedure is also referred as calibration of the null distribution of  $U_n$ ). We provide a heuristic justification that this approximation is valid both when the support is actually convex and when it is not (Lemmas 1 and 2). This approximation allows us to control the significance level (the probability of type I error), to give approximate values of power (1 minus the probability of type II error, when the significance level is fixed) and to define approximate  $p$ -values (the probability that the distribution approximating that of  $U_n$  under the null hypothesis gives to values greater than or equal to the observed value of  $U_n$ ). The approximate  $p$ -value acts as a score of how plausible the support convexity hypothesis is. Our proposal has been empirically validated with a simulation study shown throughout the section. A rigorous proof that the proposed bootstrap-type approximation works (that is, it provides a sequence of probability distributions converging weakly to the same limit distribution as  $U_n$ , when  $n$  goes to infinity) is beyond the scope of this paper and it probably deserves a separate contribution.

**Lemma 1.** *Let  $\mu$  be a probability distribution on  $\mathbb{R}^d$  with density  $f$  and compact support  $S \subset \mathbb{R}^d$ . Assume that there exist constants  $0 < c < C$  such that  $c \leq f(x) \leq C$  for all  $x \in S$ . Let  $X_1, \dots, X_n$  be i.i.d. vectors drawn from  $\mu$ . Fix a pair of observations  $X_i$  and  $X_j$  such that  $a = (X_i + X_j)/2$  is in the interior of the support  $S$ . Let  $h_{(1)}(i, j)$  be defined as above,  $h_{(1)}(i, j) = \operatorname{argmin}_h \|X_h - a\|$ , and introduce*

$$h_{(2)}(i, j) = \operatorname{argmin}_{h \neq h_{(1)}(i, j)} \|X_h - a\|.$$

*Let  $G_{(k)} = \gamma(X_i, X_j, X_{h_{(k)}(i, j)})$ ,  $k = 1, 2$ , be the two smallest elements of the ordered sample of  $G_h = \gamma(X_i, X_j, X_h)$ ,  $h = 1, \dots, n$ . Assume that  $f$  is continuous at  $a$ . Then, conditioning on  $(X_i, X_j)$ ,  $nG_{(1)}$  and  $n(G_{(2)} - G_{(1)})$  converge in distribution, as  $n \rightarrow \infty$ , to an exponential distribution with expected value  $(f(a)v_d)^{-1}$ , where  $v_d$  is the volume of the  $d$ -dimensional unit Euclidean ball. Moreover  $nG_{(1)}$  and  $n(G_{(2)} - G_{(1)})$  are asymptotically independent, given  $(X_i, X_j)$ .*

*Proof.* Let  $D_{(1)} = \|a - X_{h_{(1)}(i, j)}\| = G_{(1)}^{1/d}$ . For  $0 < s < \|X_i - X_j\|/2$  such that

$B(a, s) \subseteq S$ ,

$$\begin{aligned}\mathbb{P}\{D_{(1)} > s | X_i, X_j\} &= \mathbb{P}\{\|X_h - a\| > s : h = 1, \dots, n | X_i, X_j\} \\ &= (1 - \mu(B(a, s)))^{n-2} \\ &= (1 - f(a)v_d s^d + o(s^d))^{n-2},\end{aligned}$$

as  $s$  goes to zero. Observe that  $f(a) < \infty$  because  $a \in S$ . Therefore, for  $0 < t < n\|X_i - X_j\|^d/2^d$ ,

$$\begin{aligned}\mathbb{P}\{nG_{(1)} > t | X_i, X_j\} &= P\left\{nD_{(1)}^d > t | X_i, X_j\right\} \\ &= \mathbb{P}\{D_{(1)} > (t/n)^{1/d} | X_i, X_j\} \\ &= \left(1 - (f(a)v_d t + o(1))\frac{1}{n}\right)^{n-2} \\ &\rightarrow e^{-f(a)v_d t} \text{ as } n \rightarrow \infty,\end{aligned}$$

and the first part of the lemma is proved.

We prove now the result for  $k = 2$ . Let  $D_{(2)} = \|a - X_{h_{(2)}(i,j)}\| = G_{(2)}^{1/d}$ . Then, reasoning as before, for  $0 < s + d_1 < \|X_i - X_j\|/2$  such that  $B(a, s + d_1) \subseteq S$ ,

$$\begin{aligned}\mathbb{P}\{D_{(2)} > s + d_1 | D_{(1)} = d_1, X_i, X_j\} &= \mathbb{P}\{\|X_h - a\| > s + d_1 : h = 1, \dots, n, h \neq h_{(1)}(i, j) | X_i, X_j\} \\ &= (1 - \mu(B(a, s + d_1) \setminus B(a, d_1)))^{n-3} \\ &= (1 - f(a)v_d((s + d_1)^d - d_1^d) + o(s^d))^{n-3},\end{aligned}$$

as  $s$  goes to zero. Then, for  $0 < t < n\|X_i - X_j\|^d/2^d - nd_1^d$  and defining  $d_1 = g_1^{1/d}$ ,

$$\begin{aligned}\mathbb{P}\{n(G_{(2)} - G_{(1)}) > t | G_{(1)} = g_1, X_i, X_j\} &= \mathbb{P}\{n(G_{(2)} - d_1^d) > t | D_{(1)} = d_1, X_i, X_j\} \\ &= \mathbb{P}\{G_{(2)} > d_1^d + t/n | D_{(1)} = d_1, X_i, X_j\} \\ &= \mathbb{P}\{D_{(2)}^d > d_1^d + t/n | D_{(1)} = d_1, X_i, X_j\} \\ &= \mathbb{P}\{D_{(2)} > (d_1^d + t/n)^{1/d} | D_{(1)} = d_1, X_i, X_j\} \\ &= \mathbb{P}\{D_{(2)} > d_1 + [(d_1^d + t/n)^{1/d} - d_1] | D_{(1)} = d_1, X_i, X_j\} \\ &= (1 - f(a)v_d t/n + o(t/n))^{n-3} \\ &= \left(1 - (f(a)v_d t + o(1))\frac{1}{n}\right)^{n-3} \\ &\rightarrow e^{-f(a)v_d t} \text{ as } n \rightarrow \infty,\end{aligned}$$

as it was stated. The asymptotic independence between  $G_{(2)}$  and  $G_{(1)}$  follows from the observation that the conditional distribution of  $G_{(2)}$  given that  $G_{(1)} = g_1$  does not depend on the value  $g_1$ .  $\square$

Motivated by Lemma 1, we may define the statistic

$$U_n^{(2)} = \frac{1}{\binom{n}{2}} \sum_{i=1}^n \sum_{j=i+1}^n \left( \gamma(X_i, X_j, X_{h_{(2)}(i,j)}) - \gamma(X_i, X_j, X_{h_{(1)}(i,j)}) \right).$$

Lemma 1 establishes that, under the hypothesis of support convexity, each term in the sum defining  $U_n^{(2)}$ ,

$$G_{(2)} - G_{(1)} = \left( \gamma(X_i, X_j, X_{h_{(2)}(i,j)}) - \gamma(X_i, X_j, X_{h_{(1)}(i,j)}) \right),$$

has the same asymptotic conditional distribution as the corresponding term in the sum defining  $U_n$ ,

$$G_{(1)} = \gamma(X_i, X_j, X_{h_{(1)}(i,j)}).$$

Therefore it is reasonable to expect that the asymptotic distributions of  $U_n$  and  $U_n^{(2)}$  coincide. However, we have not proved that the joint distributions of  $\{\gamma(X_i, X_j, X_{h_{(1)}(i,j)}), 1 \leq i < j \leq n\}$  and

$$\left\{ \left( \gamma(X_i, X_j, X_{h_{(2)}(i,j)}) - \gamma(X_i, X_j, X_{h_{(1)}(i,j)}) \right), 1 \leq i < j \leq n \right\}$$

asymptotically coincide, as Lemma 1 states this result only for marginals. This is sufficient to conclude that the expectations of  $U_n$  and  $U_n^{(2)}$  asymptotically coincide but we cannot make such a statement about the distributions of these statistics.

We have carried out some simulations to compile evidence that, under the hypothesis of support convexity, the statistics  $nU_n$  and  $nU_n^{(2)}$  have similar asymptotic distributions. Consider the different two-dimensional noisy S-shape data sets plotted in Figure 5. They are obtained as follows. Consider two adjacent circumferences both with radius  $R > 3/4$ . Take an arch of length  $1.5\pi$  in each of them in such a way that their union forms a differentiable one-dimensional curve of length  $3\pi$ . Smaller values of the radius  $R$  correspond to sharper curves. A flat segment with length  $3\pi$  corresponds to  $R = \infty$ . To generate a random point around such a S-shape curve, we generate a random position uniformly distributed over the curve. Then we add an orthogonal deviation from this position, distributed as a truncated normal with zero mean and standard deviation  $\sigma = 0.15$ , truncated at  $[-4\sigma, 4\sigma]$ .

Consider now data following a noisy S-shaped pattern with radius  $R = \infty$  (that is, a line segment) so that support is a convex set. For sample sizes  $n \in \{100, 250, 500, 1000\}$ , we have generated 500 data sets. The statistics  $nU_n$  and  $nU_n^{(2)}$  have been calculated for each sample. The first row of Table 1 shows the  $p$ -values of the two-sample Kolmogorov-Smirnov test comparing distributions of  $nU_n$  and  $nU_n^{(2)}$  (see, for instance, Hollander and Wolfe (1999, Chapter 5)).

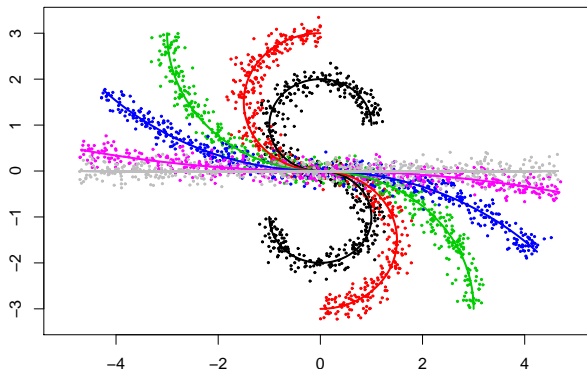


Figure 5: Example of a convex and 5 non-convex configurations of points: Different two-dimensional S-shaped patterns, with different sharpness. These patterns consist of two circular arches of radius  $R$ , with  $R = 1, 1.5, 3, 6, 24, \infty$ , with a constant length equal to  $3\pi/2$ . The bigger the value of  $R$  the closer the configuration to convexity, that is achieved for  $R = \infty$ .

Test	Statistics	$n = 100$	$n = 250$	$n = 500$	$n = 1000$
2-sample KS	$U_n$ and $U_n^{(2)}$	$<1e-10$	.0038	.4131	.0587
Normality	$U_n$	$<1e-10$	.0504	.1529	.1729
Normality	$U_n^{(2)}$	$<1e-4$	.0676	.0010	.6275

Table 1:  $p$ -values of the two-sample Kolmogorov-Smirnov test and the Lilliefors normality test for 500 pairs of observations of statistics  $nU_n$  and  $nU_n^{(2)}$ .

For large sample sizes the null hypothesis that both statistics have the same distribution can not be rejected. We also have tested the normality of  $nU_n$  and  $nU_n^{(2)}$  using the Lilliefors normality test (see, for instance, Hollander and Wolfe (1999, Chapter 11)). The corresponding  $p$ -values are shown in Table 1. It seems that asymptotic normality is admissible even if  $U$ -statistic theory is not directly applicable to these statistics.

In order to establish results under the hypothesis of non-convexity, we need an additional regularity assumption for the support. Given  $a \in \mathbb{R}^d \setminus S$  let

$$\pi_S(a) = \{x \in S : \|x - a\| = \min_{y \in S} \|y - a\|\}$$

be the set of closest points in  $S$  to  $a$ . When  $\pi_S(a)$  has a unique point, we call it  $a_S$ . Erdős (1945) proved that the set of points  $a \in \mathbb{R}^d - S$  with more than one point in  $\pi_S(a)$  has null Lebesgue measure. The required regularity condition is as follows:

(A) For any  $a \in \mathbb{R}^d \setminus S$  such that  $\pi_S(a) = \{a_S\}$  there exist constants  $\eta > 0$

and  $\nu \geq 1$ , both depending on  $a$  and  $S$ , such that, when  $s \rightarrow 0$ ,  $s > 0$ ,

$$\text{Vol}(B(a, \|a - a_S\| + s) \cap S) = \eta s^\nu + o(s^\nu).$$

Condition **(A)** is satisfied for many regular sets  $S$ , convex or not. For instance, let  $S = [-1, 1]^3 \subset \mathbb{R}^3$  and  $a = (1 + \delta, 0, 0)$ . Then  $a_S = (1, 0, 0)$ ,  $\|a - a_S\| = \delta$  and, for small  $\delta$  and  $s$  (such that  $s + \delta \leq \|a - (1, 1, 0)\|$ ), the solid  $B(a, \delta + s) \cap S$  is a spherical cap (portion of a sphere cut off by a plane) and its volume is (see, e.g., Li (2011))

$$\text{Vol}(B(a, \delta + s) \cap S) = \frac{\pi}{3} s^2 (3\delta + 2s) = \pi \delta s^2 + o(s^2),$$

and **(A)** is verified with  $\eta = \pi \delta$  and  $\nu = 2$ . For the volume  $V_d(\delta, s)$  of the corresponding  $d$ -dimensional hyperspherical cap, Li (2011) gives the following formula:

$$V_d(\delta, s) = \frac{1}{2} v_d (\delta + s)^d I_{1 - \{\delta/(\delta+s)\}^2} \left( \frac{d+1}{2}, \frac{1}{2} \right),$$

where  $I_x(a, b)$  is the regularized incomplete beta function, defined for  $0 \leq x \leq 1$ ,  $a > 0$ ,  $b > 0$ , as

$$I_x(a, b) = \frac{1}{B(a, b)} \int_0^x t^{a-1} (1-t)^{b-1} dt,$$

where  $B(a, b) = \int_0^1 t^{a-1} (1-t)^{b-1} dt$  is the beta function. It is easy to check that  $I_x(a, b) = x^a / (aB(a, b)) + o(x^a)$ , when  $a \rightarrow 0$ , and that  $1 - \{\delta/(\delta+s)\}^2 = 2s/\delta + o(s)$ , when  $s \rightarrow 0$ . Therefore, when  $s \rightarrow 0$ ,

$$\begin{aligned} V_d(\delta, s) &= \frac{1}{2} v_d (\delta + s)^d \left( \frac{2(2/\delta)^{(d+1)/2}}{(d+1)B((d+1)/2, 1/2)} s^{(d+1)/2} + o(s^{(d+1)/2}) \right) \\ &= \frac{2v_d(2\delta)^{(d-1)/2}}{(d+1)B((d+1)/2, 1/2)} s^{(d+1)/2} + o(s^{(d+1)/2}). \end{aligned}$$

So  $\nu = (d+1)/2$  in this case.

In the following example in  $\mathbb{R}^2$  the value of  $\eta$  depends on the shape of  $S$ . Consider  $S = \{(x, y) \in \mathbb{R}^2 : 0 \leq x \leq 1, -x^\alpha \leq y \leq x^\alpha\}$ , for  $\alpha > 1/2$ . For  $\delta > 0$ , let  $a = (-\delta, 0)$ . Then  $a_S = (0, 0)$ ,  $\|a - a_S\| = \delta$  and

$$\frac{2}{\alpha+1} s_0^{\alpha+1} \leq \text{Vol}(B(a, \delta + s) \cap S) \leq \frac{2}{\alpha+1} s^{\alpha+1},$$

where  $s_0 > 0$  is such that  $(\delta + s)^2 = (\delta + s_0)^2 + s_0^{2\alpha}$ . For  $\alpha > 1/2$  it can be proved that  $\lim_{s \rightarrow 0} (s/s_0) = 1$ . Then

$$\text{Vol}(B(a, \delta + s) \cap S) = \frac{2}{\alpha+1} s^{\alpha+1} + o(s^{\alpha+1}).$$

Now we state the result analogous to Lemma 1 when the support  $S$  is not convex and the middle point  $a = (X_i + X_j)/2$  is not in  $S$ .

**Lemma 2.** Let  $\mu$  be a probability distribution on  $\mathbb{R}^d$  with density  $f$  and compact support  $S \subset \mathbb{R}^d$ . Assume that there exist constants  $0 < c < C$  such that  $c \leq f(x) \leq C$  for all  $x \in S$ . Let  $X_1, \dots, X_n$  be i.i.d. vectors drawn from  $\mu$ . Assume that  $S$  is not convex and fix a pair of observations  $X_i$  and  $X_j$  such that  $a = (X_i + X_j)/2 \notin S$ . Then, with probability one, there is only one closest point in  $S$  to  $a$ . Let  $a_S$  be such a point and assume that  $f$  is continuous at  $a_S$ .

Assume additionally that condition **(A)** is verified. Let  $G_{(1)}$  and  $G_{(2)}$  be defined as in Lemma 1. Then, conditioning on  $(X_i, X_j)$ , as  $n \rightarrow \infty$ ,  $G_{(1)}$  converges in probability to  $\|a - a_S\|^d$  and  $n(G_{(2)} - G_{(1)})$  converges in distribution to an exponential distribution with expected value

$$\frac{d\|a - a_S\|^{d-\nu}}{f(a_S)\eta\nu}.$$

*Proof.* Given Erdős' result on the null Lebesgue measure of the set of points with more than one closest point in  $S$ , this set has zero probability because  $(X_i + X_j)/2$  is absolutely continuous.

Now, let  $D_{(1)} = \|a - X_{h_{(1)}(i,j)}\| = G_{(1)}^{1/d}$  and  $s > 0$ . Then, arguing as in the proof of Lemma 1 and using **(A)**,

$$\begin{aligned} \mathbb{P}\{|D_{(1)} - \|a - a_S\|| > s\} &= \mathbb{P}\{D_{(1)} > \|a - a_S\| + s\} \\ &= (1 - \mu(B(a, \|a - a_S\| + s) \cap S))^n \\ &= (1 - f(a_S)\eta s^\nu + o(s^\nu))^n \end{aligned}$$

as  $s$  goes to zero. Therefore, for  $t > 0$

$$\begin{aligned} \mathbb{P}\{n^{1/\nu}(D_{(1)} - \|a - a_S\|) > t\} &= \mathbb{P}\left\{D_{(1)} > \|a - a_S\| + t/n^{1/\nu}\right\} \\ &= \left(1 - f(a_S)\eta \left(t/n^{1/\nu}\right)^\nu + o(1/n)\right)^n \\ &\rightarrow e^{-f(a_S)\eta t^\nu} \text{ as } n \rightarrow \infty. \end{aligned}$$

It follows that  $n^{1/\nu}(D_{(1)} - \|a - a_S\|)$  converges in distribution to a Weibull distribution with shape parameter  $\nu$ . It follows that  $D_{(1)}$  converges in probability to  $\|a - a_S\|$  and, by continuity of  $g(x) = x^{d/\nu}$ , that  $G_{(1)}$  converges in probability to  $\|a - a_S\|^d$  and the first part of the lemma is proved.

Defining  $D_{(2)} = \|a - X_{h_{(2)}(i,j)}\| = G_{(2)}^{1/d}$ , proceeding again as in the proof of Lemma 1 and using **(A)**, for  $s > 0$

$$\begin{aligned} \mathbb{P}\{D_{(2)} > s + d_1 | D_{(1)} = d_1\} &= (1 - \mu\{(B(a, s + d_1) \setminus B(a, d_1)) \cap S\})^{n-1} \\ &= (1 - f(a_S)\eta((s + d_1)^\nu - d_1^\nu) + o(s^\nu))^{n-1} \end{aligned}$$

as  $s$  goes to zero. Then, for  $t > 0$

$$\begin{aligned}
& \mathbb{P} \left\{ n(D_{(2)}^\nu - D_{(1)}^\nu) > t \mid D_{(1)} = d_1 \right\} \\
&= \mathbb{P} \left\{ D_{(2)}^\nu > d_1^\nu + t/n \mid D_{(1)} = d_1 \right\} \\
&= \mathbb{P} \left\{ D_{(2)} > \{(d_1^\nu + t/n)^{1/\nu} - d_1\} + d_1 \mid D_{(1)} = d_1 \right\} \\
&= (1 - f(a_S)\eta t/n + o(1/n))^{n-1} \\
&\rightarrow e^{-f(a_S)\eta t} \text{ as } n \rightarrow \infty.
\end{aligned}$$

In the last equality we have used that

$$s = \left( (d_1^\nu + t/n)^{1/\nu} - d_1 \right) = \frac{1}{\nu} d_1^{1-1/\nu} t/n + o(1/n)$$

as  $n$  goes to  $\infty$ . Then

$$s^\nu = \left( (d_1^\nu + t/n)^{1/\nu} - d_1 \right)^\nu = O(1/n^\nu),$$

as  $n$  goes to  $\infty$ . Therefore  $o(s^\nu) = o(1/n)$  because  $\nu \geq 1$ .

It follows that  $n(D_{(2)}^\nu - D_{(1)}^\nu)$ , given  $D_{(1)} = d_1$ , converges in distribution to  $D$ , an exponential random variable with expectation  $(f(a_S)\eta)^{-1}$ . Observe that  $n(D_{(2)}^\nu - D_{(1)}^\nu)$  and  $D_{(1)}$  are asymptotically independent, given  $(X_i, X_j)$ . It follows that  $n(D_{(2)}^\nu - D_{(1)}^\nu)$  also converges to  $D$  without conditioning on  $D_{(1)}$ .

To prove the asymptotic distribution of  $n(G_{(2)} - G_{(1)})$  we need a minor variation of the proof of Cramér Delta Theorem provided in Arnold (1990). Consider  $g(x) = x^{d/\nu}$ . Then  $n(G_{(2)} - G_{(1)}) = n(g(D_{(2)}^\nu) - g(D_{(1)}^\nu))$ . By Taylor's theorem,

$$\begin{aligned}
& n(G_{(2)} - G_{(1)}) \\
&= n \left\{ g(D_{(1)}^\nu) + g'(D_{(1)}^\nu)(D_{(2)}^\nu - D_{(1)}^\nu) + (D_{(2)}^\nu - D_{(1)}^\nu)R(D_{(2)}^\nu - D_{(1)}^\nu) - g(D_{(1)}^\nu) \right\}, \\
&= g'(D_{(1)}^\nu) \left\{ n(D_{(2)}^\nu - D_{(1)}^\nu) \right\} + \left\{ n(D_{(2)}^\nu - D_{(1)}^\nu) \right\} R(D_{(2)}^\nu - D_{(1)}^\nu),
\end{aligned}$$

where  $R(x) \rightarrow R(0) = 0$  as  $x \rightarrow 0$  (and then  $R(x)$  is continuous at 0). Observe that

$$D_{(2)}^\nu - D_{(1)}^\nu = \frac{1}{n} \left( n(D_{(2)}^\nu - D_{(1)}^\nu) \right) \rightarrow 0 \text{ in probability as } n \rightarrow \infty$$

because  $n(D_{(2)}^\nu - D_{(1)}^\nu) \rightarrow D$  weakly. Then the continuity of  $R(x)$  at 0 and the Slutsky's theorem (see, for instance, Arnold 1990, Theorem 6.8) give

$$\left\{ n(D_{(2)}^\nu - D_{(1)}^\nu) \right\} R(D_{(2)}^\nu - D_{(1)}^\nu) \rightarrow 0$$

in probability as  $n \rightarrow \infty$ . Moreover  $g'(D_{(1)}^\nu) \rightarrow g'(\|a - a_S\|^\nu)$  by the continuity of  $g'(x) = (d/\nu)x^{(d/\nu)-1}$  at  $(0, \infty)$ . It follows (again by the Slutsky's theorem)

that  $n(G_{(2)} - G_{(1)})$  has the same limit distribution as  $g'(\|a - a_S\|^\nu)n(D_{(2)}^\nu - D_{(1)}^\nu)$ , but

$$g'(\|a - a_S\|^\nu)n(D_{(2)}^\nu - D_{(1)}^\nu) \rightarrow g'(\|a - a_S\|^\nu)D = \frac{d}{\nu}\|a - a_S\|^{d-\nu}D \text{ weakly,}$$

the limit distribution being an exponential distribution with expected value  $d\|a - a_S\|^{d-\nu}(f(a_S)\eta\nu)^{-1}$ , and the proof concludes.  $\square$

It follows from Lemma 2 that, given  $(X_i, X_j)$  with  $a = (X_i + X_j)/2 \notin S$ ,

$$\begin{aligned} nG_{(1)} &= nD_{(1)}^d \\ &= \left\{ n^{\frac{1}{d}-\frac{1}{\nu}} \left[ n^{\frac{1}{\nu}}(D_{(1)} - \|a - a_S\|) \right] + n^{\frac{1}{d}}\|a - a_S\| \right\}^d \\ &= \left\{ n^{\frac{1}{d}-\frac{1}{\nu}}O_p(1) + n^{\frac{1}{d}}\|a - a_S\| \right\}^d \\ &= n\|a - a_S\|^d + O_p(n^{\frac{1}{d}-\frac{1}{\nu}}). \end{aligned}$$

Therefore,  $nG_{(1)}$  goes to infinity (in probability) at rate  $n$ .

Lemma 2 suggests that for a non-convex support  $S$  and assuming **(A)**,  $nU_n^{(2)}$  should be bounded in probability (because  $nU_n^{(2)}$  is the average of  $n(n-1)/2$  random variables that are bounded in probability) but  $nU_n$  should not be (because it is the average of  $n(n-1)/2$  random variables that go to infinity at rate  $n$ ). In fact, from Proposition 1 it follows that  $\lim_n nU_n = \infty$  almost surely when the support  $S$  is not convex.

To understand the intuitive meaning of Lemmas 1 and 2, let  $F_{nU_n}^{\text{conv}}$  and  $F_{nU_n^{(2)}}^{\text{conv}}$  be the distributions of the two statistics under consideration,  $nU_n$  and  $nU_n^{(2)}$ , respectively, when the support  $S$  is convex. For the case of non-convex support, we call  $F_{nU_n}^{\text{non-conv}}$  and  $F_{nU_n^{(2)}}^{\text{non-conv}}$  the distributions of the two corresponding statistics. Lemma 1 establishes that  $F_{nU_n}^{\text{conv}}$  and  $F_{nU_n^{(2)}}^{\text{conv}}$  are similar and 2 indicates that  $F_{nU_n^{(2)}}^{\text{non-conv}}$  looks more like  $F_{nU_n}^{\text{conv}}$  than  $F_{nU_n}^{\text{non-conv}}$ . Therefore we propose to use the distribution of the statistic  $nU_n^{(2)}$  to approximate that of  $nU_n$  under the support convexity hypothesis, whether the support is indeed convex or not.

The upper panel of Figure 6 shows the estimated density of the statistic  $\log nU_n$  calculated on 500 samples (of size  $n = 500$ ) generated according to each of the six S-shaped supports shown in Figure 5. It can be clearly seen how the distribution of  $nU_n$  changes in a considerable way with the data pattern and how its values get closer to 0 as the support gets closer to convexity.

The lower panel of Figure 6 shows estimated densities (from 500 values) of  $\log nU_n^{(2)}$  calculated over 500 samples (of size  $n = 500$ ) generated according to each of the six S-shaped configurations shown in Figure 5. The scale of upper panel has been kept in order to clearly show how the distributions of  $\log(nU_n^{(2)})$  under non-convexity are closer to 0 than those of  $\log(nU_n)$ . This is the main conclusion of the simulations.



Observe that most of the estimated densities of  $\log(nU_n^{(2)})$  corresponding to non-convex  $S$  do not overlap the density of  $\log(nU_n)$  corresponding to convex  $S$  (i.e.,  $R = \infty$ ). This fact does not necessarily contradict our belief that the null distribution of  $nU_n$  can always be approximated with that of  $nU_n^{(2)}$ : the asymptotic distribution of  $n(G_{(2)} - G_{(1)})$  depends on whether the data follow the null distribution or not (see Lemmas 1 and 2).

The use of the distribution of the statistic  $nU_n^{(2)}$  as an approximation for that of  $nU_n$  under the null hypothesis entails a problem: only one observation of  $nU_n^{(2)}$  is available from each sample  $X_1, \dots, X_n$ . Therefore a resampling procedure is required to provide a set of pseudo-observations of  $nU_n^{(2)}$ .

The standard bootstrap is not adequate in this context because at each bootstrap sample there would be some repeated observations, say  $X_i^* = X_j^* = X_l$ , for  $i \neq j$ , and therefore we would have  $\min_{h=1 \dots n} \gamma(X_i^*, X_j^*, X_h^*) = 0$ , thus reducing the effective number of summands defining  $U_n^*$ .

We propose to perform subsampling bootstrap, that is, resampling without replacement from the original sample at smaller than the original sample size (see Politis and Romano (1994); Politis, Romano, and Wolf (1999)). Then the procedure to compute  $p$ -values for the support convexity decision rule is as follows. Let  $nU_n^{\text{Obs}}$  be the observed values of  $nU_n$  for the sample  $X_1, \dots, X_n$  at hand. We take  $B$  subsamples of size  $m < n$  and compute the statistic  $mU_m^{(2)}$  for each subsample. Let  $mU_{m,b}^{(2)*}$ ,  $b = 1, \dots, B$ , be the  $B$  values of  $mU_m^{(2)}$  obtained this way. Let  $\mu_m^*$  and  $s_m^*$  be the sample mean and standard deviation, respectively, of  $mU_{m,b}^{(2)*}$ ,  $b = 1, \dots, B$ . We approximate the distribution of  $nU_n$  (under support convexity) by a normal distribution centered at  $\mu_m^*$  and having standard deviation equal to  $s_m^*$ . Let  $\Phi$  be the distribution function of the standard normal distribution. The  $p$ -value is therefore defined as

$$p\text{-value} = 1 - \Phi\left(\frac{nU_n^{\text{Obs}} - \mu_m^*}{s_m^*}\right). \quad (4)$$

Table 2 illustrates the performance of the proposed procedure for deciding about support convexity when this is true. For each different sample size, 500 samples have been generated according to the hypothesis of support convexity (S-shape pattern with  $R = \infty$ ). For each sample,  $B = 100$  bootstrap subsamples have been drawn, with sizes  $m = n/2$  (for  $n \in \{100, 250, 500\}$ ) or  $m = n/4$  (for  $n = 1000$ ). The empirical significance levels are calculated as the proportion of samples for which the computed  $p$ -value is lower than the nominal one. We see that the nominal significance level is well reproduced for  $\alpha = 0.01$  and  $\alpha = 0.05$  (when  $n \geq 500$  in this case), but the case  $\alpha = 0.1$  is unsatisfactory.

The empirical power of the convexity decision rule has been calculated (for a nominal significance value  $\alpha = 0.05$ ) for sample sizes  $n \in \{100, 250, 500, 1000\}$  as the proportion of samples for which the computed  $p$ -value is lower than  $\alpha$ . Figure 7 shows the estimated powers. It can be seen how patterns which are distant from convexity are perfectly detected. For a sample size of  $n = 100$  the case closest to convexity ( $R = 24$ ) is not detected as non-convex while it is detected when  $n \in \{250, 500, 1000\}$ .

$\alpha$	$n = 100$	$n = 250$	$n = 500$	$n = 1000$
.01	.006	.004	.016	.012
.05	.022	.020	.068	.058
.1	.026	.044	.134	.134

Table 2: Empirical significance levels for three nominal significance levels  $\alpha$ . Those being significantly different from the nominal ones (95% confidence) have been written in italics.

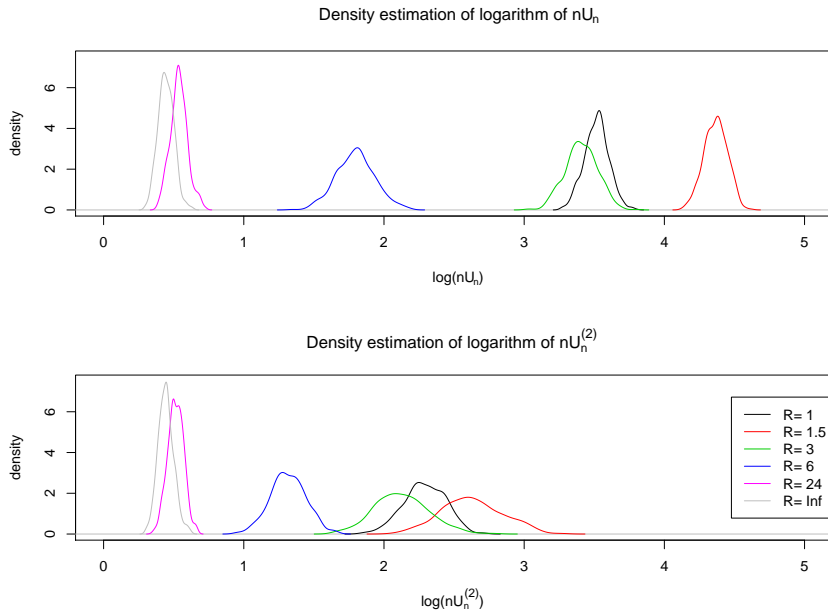


Figure 6: Up: Density estimation of 500 observed values of the statistic  $\log nU_n$  for each of the six noisy S-shaped configurations (see Figure 5) for sample size  $n = 500$ . Down: Densities of 500 values of the statistic  $\log nU_n^{(2)}$  generated from data according to each of the six noisy S-shaped configurations for sample size  $n = 500$ .

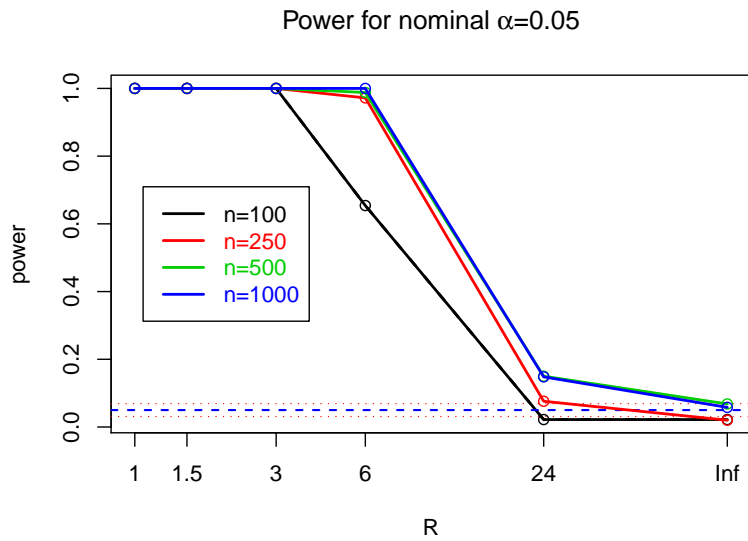


Figure 7: Empirical power functions (for nominal significance level  $\alpha = 0.05$ ) estimated from 500 samples ( $n \in \{100, 250, 500, 1000\}$ ). The parameter  $R$  indicates the radius of the circumferences used to produce the six noisy S-shaped configurations in Figure 5: the bigger the value of  $R$ , the closer the support is to convexity, which is achieved at  $R = \infty$ . Horizontal lines mark acceptance intervals of the null hypothesis that the observed powers equal to the nominal significance level  $\alpha = 0.05$ .

## 5 Choice of the tuning parameter in ISOMAP

In this section we present a statistical application of the rule introduced in Section 2. We use this decision rule for choosing automatically the tuning parameter of ISOMAP, a nonlinear dimensionality reduction method due to Tenenbaum et al. (2000).

Given  $n$  points  $x_1, \dots, x_n \in \mathbb{R}^p$  in a high-dimensional space, equipped with metric  $d$ , the object of nonlinear dimensionality reduction (also known as manifold learning) is to find a low dimensional configuration, that is, an  $n \times d$  matrix, with  $d \ll p$ , with rows  $y_i$ ,  $i = 1, \dots, n$ , and a nonlinear function  $\rho : \mathbb{R}^d \rightarrow \mathbb{R}^p$  such that  $\rho(y_i)$  is close (in some sense) to the observed  $x_i$ , for  $i = 1, \dots, n$ . Principal Component Analysis (PCA) is without doubt the most used dimensionality reduction technique, but it is not able to detect nonlinear structures. See Lee and Verleysen (2007) or Gorban, Kégl, Wunsch, and Zinovyev (2007) for a broad coverage of nonlinear dimensionality reduction.

We focus on ISOMAP transformation. The underlying implicit assumption is that the high-dimensional data lie on, or close to, a low-dimensional nonlinear manifold and the geodesic distance of the manifold represents a meaningful metric. ISOMAP tries to recover this hidden information.

The algorithm takes as its starting point the distance matrix  $D = (d(x_i, x_j))_{i,j}$  between all pairs of points in the original space of high dimension. The available distance  $d(x_i, x_j)$  is a good approximation of the geodesic distances only for those pairs of points  $x_i$  and  $x_j$  that are *close enough*.

The ISOMAP algorithm can be briefly described as a three-step process:

1. First step determines that points  $x_i$  and  $x_j$  are *neighbors* in the original space if  $d(x_i, x_j) \leq \epsilon$ , for a  $\epsilon > 0$ . (Another version declares that two points are neighbors if one of them is one of the  $k$  nearest neighbors of the other). A weighted graph  $G_\epsilon$  is built with vertices being the data points and edges of weight  $d(x_i, x_j)$  between neighboring points.
2. In the second step, the matrix of geodesic distances  $d_G^\epsilon(x_i, x_j)$  between all pairs of points is estimated by computing shortest path distances in the graph  $G_\epsilon$ . The matrix  $D_G^\epsilon = (d_G^\epsilon(x_i, x_j))_{i,j}$  is obtained.
3. In the third step, classical multidimensional scaling is applied to the matrix of distances  $D_G^\epsilon$  in order to obtain coordinates for the points in  $\mathbb{R}^d$ , with  $d < p$ .

One of the advantages of this algorithm is that only one parameter,  $\epsilon$ , is required in step 1. However, the performance of the algorithm crucially depends on the choice of this parameter. If the neighborhood is too large, local neighbors will include data points from other branches of the manifold and *short-circuits* will appear: faraway points according to geodesic distances would turn up to be close according to the Euclidean distance. On the other hand, if the neighborhood is too small, the manifold will fragment into disconnected clusters and the algorithm will not be able to assign distances between every pair of points.

In the original work (Tenenbaum et al. (2000)) this parameter was chosen manually. There have been other methods for selecting the optimal parameter value. See Shao, Huang, and Wan (2007) and references therein.

Our proposal for the selection of the tuning parameter  $\epsilon$  is motivated by the following observation. The original distance  $d(x_i, x_j)$  between points  $x_i$  and  $x_j$  is similar to their geodesic distance  $d_G^\epsilon(x_i, x_j)$  when either  $x_i$  and  $x_j$  are within distance  $\epsilon$  or when  $x_i$  and  $x_j$  can be connected through a path that contains points  $h_0 = x_i, h_1, \dots, h_r, h_{r+1} = x_j$  in such a way that for all  $k = 0, \dots, r$ ,  $h_k$  and  $h_{k+1}$  are within distance  $\epsilon$  and also

$$\sum_{k=0}^r d(h_k, h_{k+1}) \approx d(x_i, x_j). \quad (5)$$

If this happens for all pairs of points, there is no need to modify the distance matrix (steps 1 and 2 of ISOMAP) and MDS can be applied directly. Therefore, the full ISOMAP algorithm should be applied with a tuning parameter  $\epsilon$  such that in the final configuration a condition similar to (5) holds:

$$\sum_{k=0}^r d_G^\epsilon(h_k, h_{k+1}) \approx d_G^\epsilon(x_i, x_j). \quad (6)$$

Note that in the space  $\mathbb{R}^d$  only Euclidean distance is applied, and also that condition (6) for Euclidean spaces is equivalent to stating that around the segment  $[x_i, x_j]$  joining points  $x_i$  and  $x_j$ , there are other sample points, that is, this segment crosses completely the support of the underlying probability distribution. In other words, roughly, the Euclidean distance between  $x_i$  and  $x_j$  is substantially different from their geodesic distance if and only if the segment  $[x_i, x_j]$  is not completely included in the support of the distribution. Therefore, it is possible to find pairs of points  $(x_i, x_j)$  with this property if and only if the support of the underlying probability distribution is not a convex set. As a consequence, the tuning parameter in ISOMAP should be chosen in order to guarantee that the final configuration is compatible with an underlying probability distribution with a convex support.

Based on the intuitive argument described above, our proposal is based on applying to distance matrix  $D_G^\epsilon$  the support convexity decision rule. This decision rule is used to assign, to any possible value of  $\epsilon$ , a score according to the plausibility of the support convexity hypothesis for the corresponding configuration generated by ISOMAP. The selected parameter is the one achieving the maximum score. We implicitly assume that the embedded low dimensional distribution has convex support and that the possible non-convexity in the high dimensional space is due only to the embedding being non-linear. Our proposal would not work in situations as, for instance, that of a two-dimensional distribution whose support is a circle with two holes that is non-linearly embedded in a three-dimensional space.

Let  $(\epsilon_{\min}, \epsilon_{\max})$  be an interval of candidate values for parameter  $\epsilon$ . Given  $\epsilon \in (\epsilon_{\min}, \epsilon_{\max})$ , the  $\epsilon$ -ISOMAP algorithm is applied to  $D$ , the starting distance

matrix. Let  $D_G^\epsilon$  be the output distance matrix (that is, the matrix containing Euclidean distances between points in the low-dimensional space). Then the support convexity decision rule is performed from  $D_G^\epsilon$ . Let  $p(\epsilon)$  be the  $p$ -value defined in (4). We use  $p(\epsilon)$  as the score value for  $\epsilon$ .

We propose to choose parameter  $\epsilon$  as

$$\epsilon^* = \arg \max\{p(\epsilon) : \epsilon \in (\epsilon_{\min}, \epsilon_{\max})\}.$$

Therefore  $\epsilon^*$  is the value in  $(\epsilon_{\min}, \epsilon_{\max})$  for which the highest compatibility with the hypothesis of support convexity is achieved.

A remark on the meaningful choice of  $\epsilon_{\min}$  and  $\epsilon_{\max}$ : Very low values of  $\epsilon$  produce disconnected graphs  $G_\epsilon$  in the first step of the  $\epsilon$ -ISOMAP algorithm. Then the usual way to circumvent the problem is to analyze only the largest connected component of  $G_\epsilon$ . Then different samples are used for different values  $\epsilon < \epsilon_{\text{conn}}$ , being that value the lowest one assuring the connectivity of  $G_\epsilon$ . So it may seem plausible to take  $\epsilon_{\min} = \epsilon_{\text{conn}}$ . Unfortunately, the value of  $\epsilon_{\text{conn}}$  is extremely sensitive to outliers, because  $\epsilon_{\text{conn}} \geq \max_i \min_j d(x_i, x_j)$ .

Our proposal to avoid disconnected graphs  $G_\epsilon$  for small  $\epsilon$  is based on the Minimum Spanning Tree associated to distance matrix  $D$ . Let  $G_{\text{MST}}^0$  be the graph representing this Minimum Spanning Tree, which is connected by definition. We propose to replace always the graph  $G$  in the first step of  $\epsilon$ -ISOMAP algorithm by the union graph  $G_{\text{MST}}^\epsilon = G_\epsilon \cup G_{\text{MST}}^0$ , and proceed to further steps in the usual way. Observe that  $G_{\text{MST}}$  is connected for all  $\epsilon \geq 0$ , being  $G_{\text{MST}} = G_{\text{MST}}^0$  for  $\epsilon = 0$ . Therefore we may choose  $\epsilon_{\min} = 0$ .

An easy way to fix  $\epsilon_{\max}$  is taking

$$\epsilon_{\max} = \max_{i,j} d(x_i, x_j).$$

This choice allows the possibility of having observed a distance matrix  $D$  compatible with a convex support probability distribution. In practice a lower value may be chosen such as  $\epsilon_{\max} = \text{median}\{d(x_i, x_j)\}$ . Then a fine regular grid  $\epsilon_1 = \epsilon_{\min} < \dots < \epsilon_E = \epsilon_{\max}$  is used and  $p$ -values are computed:  $p(\epsilon_e), e = 1, \dots, E$ .

We have applied the proposed procedure for the choice of  $\epsilon$  to a bi-dimensional synthetic data set, corresponding to the sharpest S in Figure 5, that with radius  $R = 1$ . The sample size is  $n = 100$  and  $B = 200$  bootstrap samples are obtained. We have used values  $\epsilon$  equal to seven evenly spaced values  $\epsilon_1, \dots, \epsilon_7$ , with  $\epsilon_1 = 0$  and  $\epsilon_7 = \text{median}\{d(x_i, x_j)\}$ . The resulting  $p$ -values are shown in Figure 8 (only for  $\epsilon_1$  to  $\epsilon_6$ ; the result for  $\epsilon_7$  is very similar to that of  $\epsilon_6$ ).

Following our proposal, the chosen value for  $\epsilon$  is  $\epsilon^* = 0.63$ . It can be seen that a short-circuit appears (leading to a misleading bi-dimensional configuration) when  $\epsilon = 1.26$ . The short-circuit is also present (but not so clearly) for  $\epsilon = 0.94$ . For  $\epsilon = 1.57$  there are two short-circuits. Observe that the  $p$ -value corresponding to the better choice of  $\epsilon$  is 0.0281, indicating a moderate evidence against the null hypothesis of support convexity. This happens because the ISOMAP procedure is not able to fully linearize the data configuration even for the most favorable value of parameter  $\epsilon$ .

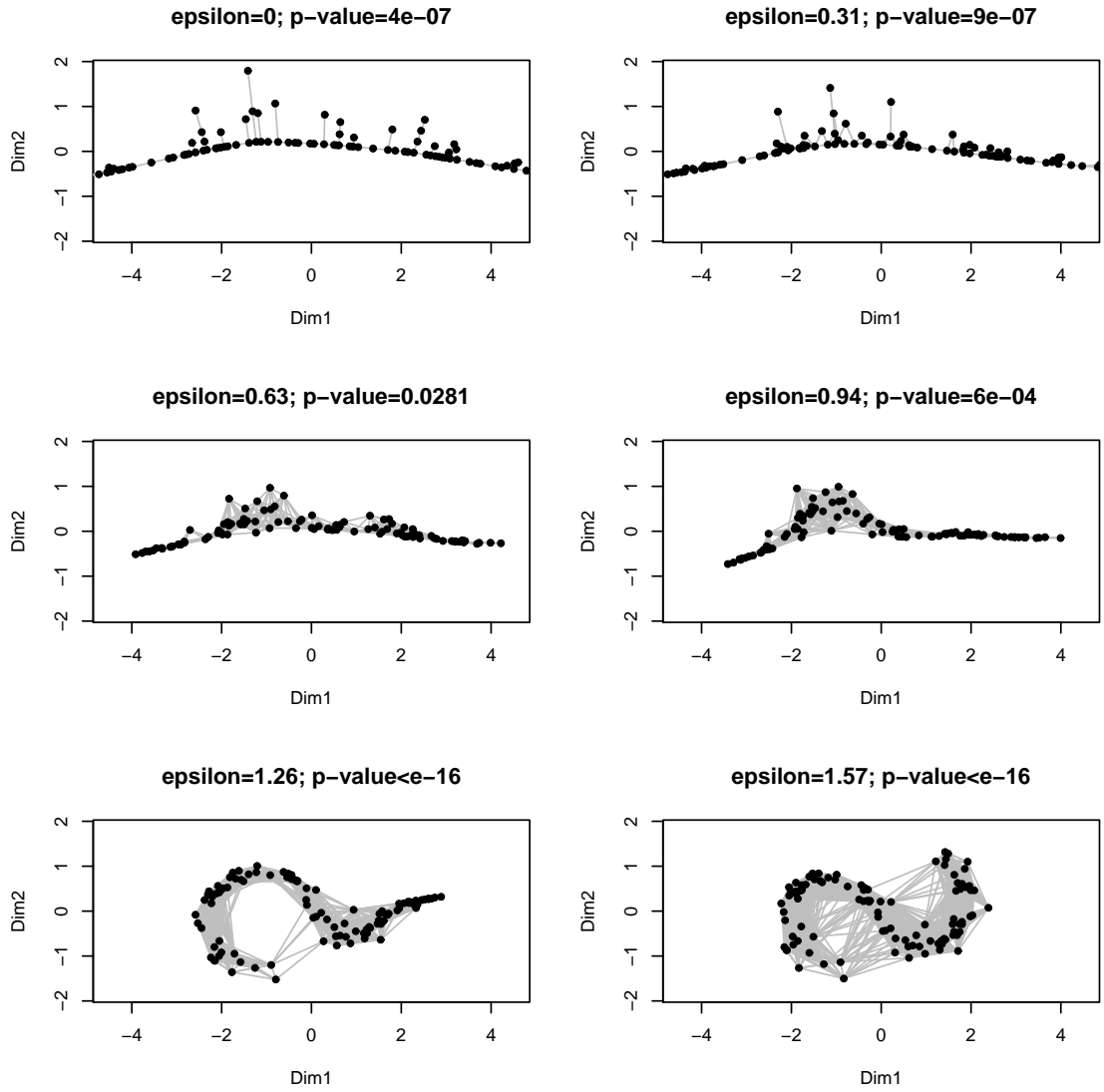


Figure 8: Choosing  $\epsilon$  for the sharpest S-shaped configuration (see Figure 5) with sample size  $n = 100$ . Low dimensional configurations obtained as output of the  $\epsilon$ -ISOMAP algorithm for six values of  $\epsilon$ , and the corresponding  $p$ -values obtained when deciding about support convexity.

## 6 Conclusions

In this paper we investigated the possibilities and limitations of constructing data-based procedures to decide whether the support of the underlying density generating the data points is convex or not. We defined a decision rule, based on a  $U$ -statistic with a random kernel, which decides correctly for sufficiently large  $n$ , with probability 1, whenever the density is bounded away from zero in its compact support and the support has a boundary of zero Lebesgue measure.

We also show that such asymptotically correct decision rules are impossible to define if one only assumes boundedness of the density.

Moreover, we suggest a bootstrap-like procedure for approximating the distribution of the proposed test statistic under the hypothesis of convexity of the support. The performance of the proposed method is illustrated on simulated data sets.

To illustrate potential applications, the decision rule is used to automatically choose the tuning parameter of ISOMAP, a nonlinear dimensionality reduction method.

## 7 Appendix: some simple lemmas

**Lemma 3.** *Let  $f$  be a density on  $\mathbb{R}^d$  with support  $S$  and assume that there exists  $c > 0$  such that  $f(x) \geq c$  for all  $x \in S$ . Then  $\text{Vol}(\partial S) = 0$  if and only if for almost every  $x \in S$  there exists  $\epsilon > 0$  such that  $\text{essinf}_{y: \|y-x\| < \epsilon} f(y) > 0$ .*

*Proof.* First note that every  $x \in S \setminus \partial S$  is an interior point of  $S$ . Since  $f$  is bounded away from zero on its support, for all such points there exists  $\epsilon > 0$  such that  $\text{essinf}_{y: \|y-x\| < \epsilon} f(y) \geq c$ . Thus if  $\text{Vol}(\partial S) = 0$ , the Lebesgue measure of  $x \in S$  with  $\text{essinf}_{y: \|y-x\| < \epsilon} f(y) = 0$  for all  $\epsilon > 0$  equals zero.

On the other hand, for every  $x \in \partial S$ ,  $\text{essinf}_{y: \|y-x\| < \epsilon} f(y) = 0$  for all  $\epsilon > 0$ . To see this, suppose that this is not true and for some  $x \in \partial S$ , there exists  $\epsilon > 0$  such that  $\text{essinf}_{y: \|y-x\| < \epsilon} f(y) > 0$ . But since  $x$  is on the boundary of  $S$ , there exists  $z \notin S$  such that  $\|z-x\| < \epsilon/2$ . Since  $S$  is closed, there exists  $\delta < \epsilon/2$  such that the ball  $N(z, \delta)$  is entirely outside of  $S$ . But then  $\text{essinf}_{y \in N(z, \delta)} f(y) > 0$ , which contradicts the definition of the support.

This implies that if  $\text{Vol}(\partial S) > 0$ , then the Lebesgue measure of the set of points  $x \in S$  with  $\text{essinf}_{y: \|y-x\| < \epsilon} f(y) = 0$  for all  $\epsilon > 0$  is positive.  $\square$

**Lemma 4.** *Let  $f$  be a density with support  $S$ . Suppose that  $\text{Vol}(\partial S) = 0$  and  $f(x) \geq c$  for all  $x \in S$  where  $c > 0$ . Define the set  $A = \{x : \exists \delta > 0 : \text{essinf}_{y \in N(x, \delta)} f(y) > 0\}$ . Then  $S$  is the closure of  $A$ .*

*Proof.* Since  $A \subset S$  and  $S$  is closed,  $\bar{A} \subseteq S$  (where  $\bar{A}$  stands for the closure of  $A$ ). Suppose  $S \neq \bar{A}$ . Then there exists  $x \in S$  and  $\epsilon > 0$  such that  $N(x, \epsilon) \cap A = \emptyset$ . Observe that since  $f(x) \geq c$  on  $S$ , for every point  $y \in N(x, \epsilon)$ , either  $y \notin S$  or  $y \in \partial S$ . Thus, by assumption,  $\text{Vol}(S \cap N(x, \epsilon)) = 0$ . But then the closed set  $S \cap N(x, \epsilon)^c$  has  $f$ -measure 1 which contradicts the definition of  $S$ .  $\square$



## References

- Arnold, S. F. (1990). *Mathematical Statistics*. Prentice Hall.
- Baíllo, A. and A. Cuevas (2001). On the estimation of a star-shaped set. *Advances in Applied Probability* 33, 717–726.
- Baíllo, A., A. Cuevas, and A. Justel (2000). Set estimation and nonparametric detection. *The Canadian Journal of Statistics* 28, 765–782.
- Biau, G., B. Cadre, and B. Pelletier (2008). Exact rates in density support estimation. *Journal of Multivariate Analysis* 99, 2185–2207.
- Boucheron, S., O. Bousquet, G. Lugosi, and P. Massart (2005). Moment inequalities for functions of independent random variables. *The Annals Probability* 33, 514–560.
- Cadre, B. (2006). Kernel estimation of density level sets. *Journal of Multivariate Analysis* 97, 999–1023.
- Cuevas, A. (2009). Set estimation: Another bridge between statistics and geometry. *BEIO* 25, 71–85.
- Cuevas, A. and R. Fraiman (1997). A plug-in approach to support estimation. *The Annals of Statistics* 25, 2300–2312.
- Cuevas, A. and R. Fraiman (2009). Set Estimation. *New Perspectives in Stochastic Geometry* 1, 374–398.
- Cuevas, A. and A. Rodríguez-Casal (2004). On boundary estimation. *Adv. in Appl. Probab.* 36, 340–354.
- Dembo, A. and Y. Peres (1994). A topological criterion for hypothesis testing. *The Annals of Statistics* 22, 106–117.
- Devroye, L. and L. Györfi (2002). Distribution and density estimation. In L. Györfi (Ed.), *Principles of Nonparametric Learning; CISM Courses and Lectures No. 434*, Vienna, pp. 211–270. Springer Verlag.
- Devroye, L., L. Györfi, and G. Lugosi (1996). *A probabilistic theory of pattern recognition*. New York: Springer.
- Devroye, L. and G. Lugosi (2002). Almost sure classification of densities. *Journal of Nonparametric Statistics* 14, 675–698.
- Erdős, P. (1945). Some remarks on the measurability of certain sets. *Bull. Am. Math. Soc.* 51, 728–731.
- Gorban, A. N., B. Kégl, D. C. Wunsch, and A. Zinovyev (Eds.) (2007). *Principal Manifolds for Data Visualization and Dimension Reduction*, Volume 58 of *Lecture Notes in Computational Science and Engineering*. Berlin Heidelberg: Springer.

- Hollander, M. and D. A. Wolfe (1999). *Nonparametric statistical methods* (2nd ed.). Wiley series in probability and statistics. New York: Wiley.
- Lee, J. A. and M. Verleysen (2007). *Nonlinear Dimensionality Reduction*. Information Science and Statistics. New York: Springer.
- Li, S. (2011). Concise formulas for the area and volume of a hyperspherical cap. *Asian Journal of Mathematics and Statistics* 4, 66–70.
- Mason, D. and W. Polonik (2009). Asymptotic normality of plug-in level set estimates. *Annals of Applied Probability* 19, 1108–1142.
- Pateiro-López, B. and A. Rodríguez-Casal (2009). Generalizing the convex hull of a sample: The R package alphahull. *Journal of Statistical Software* 34, 1–28.
- Politis, D. N. and J. P. Romano (1994). Large sample confidence regions based on subsamples under minimal assumptions. *Annals of Statistics* 22(4), 2031–2050.
- Politis, D. N., J. P. Romano, and M. Wolf (1999). *Subsampling*. New York: Springer.
- Polonik, W. (1995). Measuring mass concentrations and estimating density contour clusters-an excess mass approach. *The Annals of Statistics* 23, 855–881.
- Rigollet, P. and R. Vert (2009). Optimal rates for plug-in estimators of density level sets. *Bernoulli* 15, 1154–1178.
- Rodríguez-Casal, A. (2007). Set estimation under convexity-type assumptions. *Ann. Inst. H. Poincaré Probab. Statist.* 43, 763–774.
- Royden, H. L. (1968). *Real Analysis*. New York: Macmillan.
- Schick, A. (1997). On u-statostocs with random kernels. *Statistics and Probability Letters* 34, 275–283.
- Scott, C. and R. Nowak (2006). Learning minimum volume sets. *Journal of Machine Learning Research* 7, 665–704.
- Serfling, R. J. (1980). *Approximation Theorems of Mathematical Statistics*. Jhon Wiley & Sons.
- Shao, C., H. Huang, and C. Wan (2007, August). Selection of the suitable neighborhood size for the ISOMAP algorithm. In *Proceedings of International Conference on Neural Networks*, Orlando, Florida, USA, pp. 300–305.
- Steinwart, I., D. Hush, and C. Scovel (2006). A classification framework for anomaly detection. *Journal of Machine Learning Research* 6, 211.

- Tenenbaum, J. B., V. de Silva, and J. C. Langford (2000). A global geometric framework for nonlinear dimensionality reduction. *Science* 290, 2319–2323.
- Tsybakov, A. (1997). On nonparametric estimation of density level sets. *The Annals of Statistics* 25, 948–969.
- Vert, R. and J. Vert (2006). Consistency and convergence rates of one-class SVMs and related algorithms. *Journal of Machine Learning Research* 7, 817–854.
- Willett, R. and R. Nowak (2007). Minimax optimal level-set estimation. *IEEE Transactions on Image Processing* 16, 2965–2979.